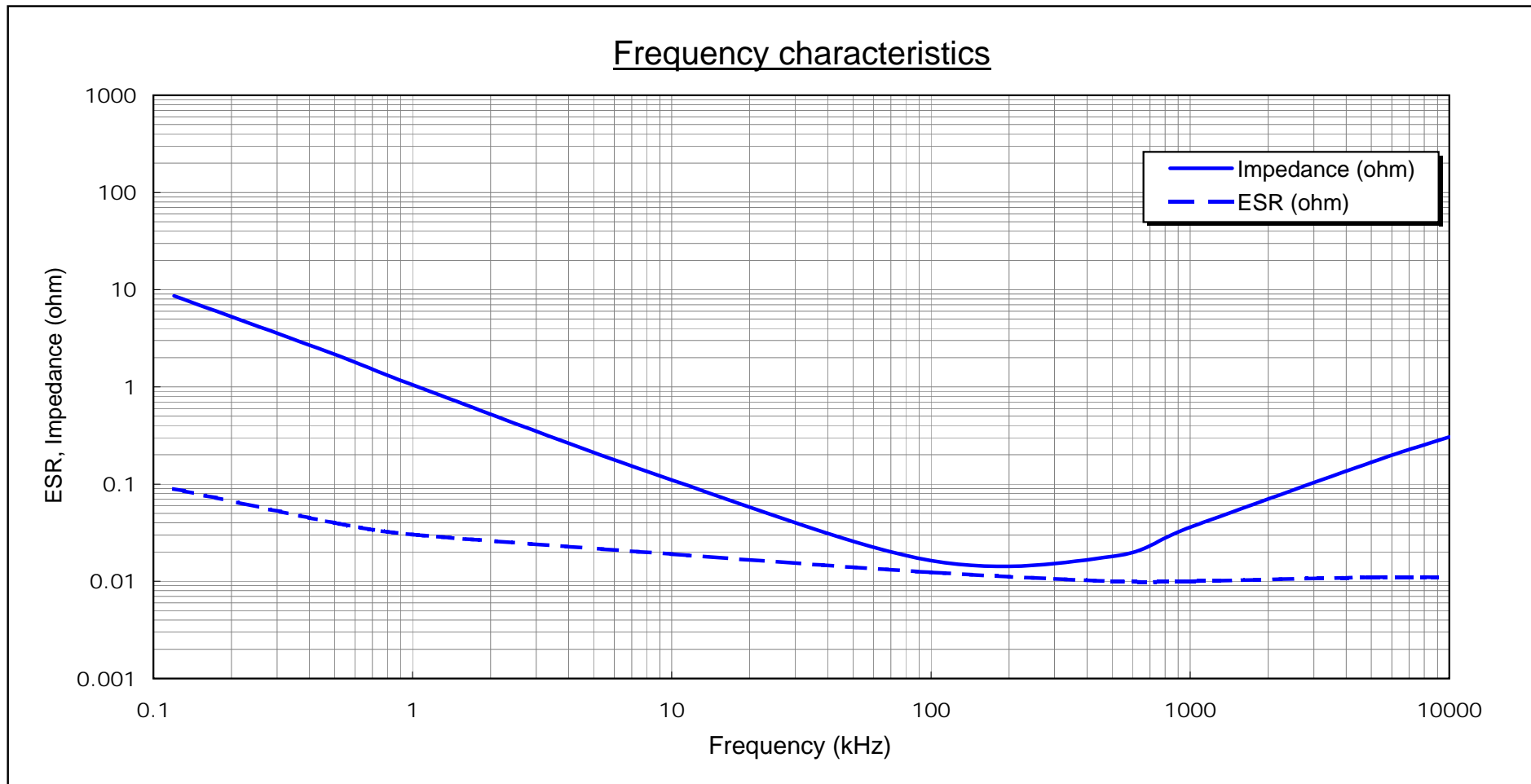


OS-CON DATA SHEET

OS-CON 20SVP150M

No.OS02N-DFSVP055

Frequency (kHz)	0.12	0.5	1	10	100	500	1000	5000	10000
Impedance (ohm)	8.650	2.159	1.050	0.110	0.016	0.018	0.036	0.167	0.305
ESR (ohm)	0.089	0.040	0.030	0.019	0.012	0.010	0.010	0.011	0.011



Measuring equipment: HP4194A
Test fixture: HP16047C
Measuring position: root of leads

OS Engineering Department, OS-CON Control Department
Saga SANYO Industries Co., Ltd.

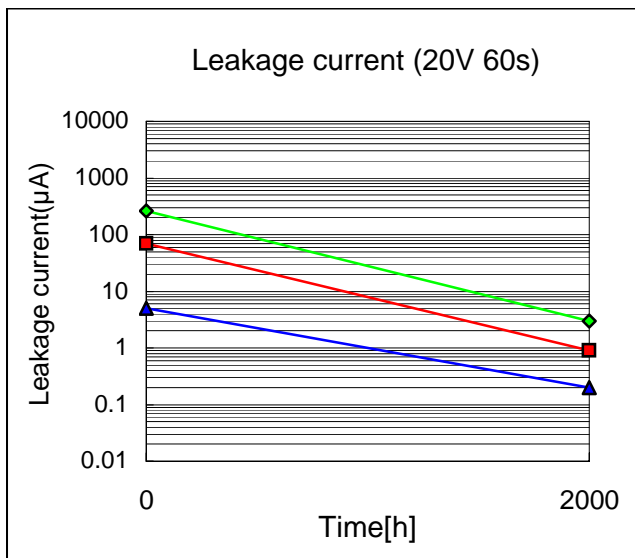
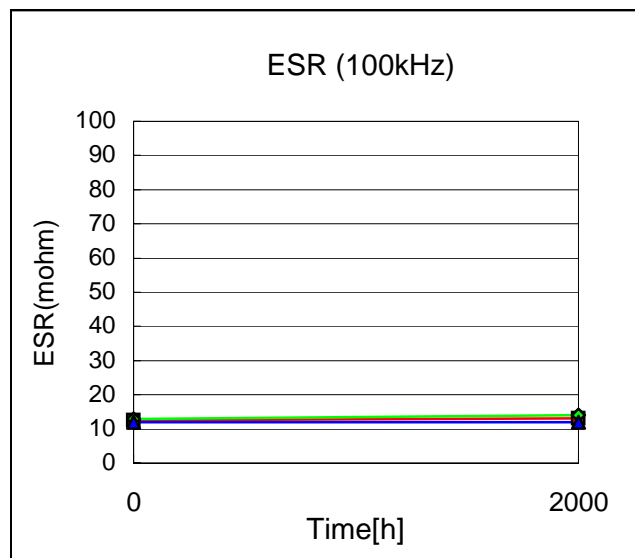
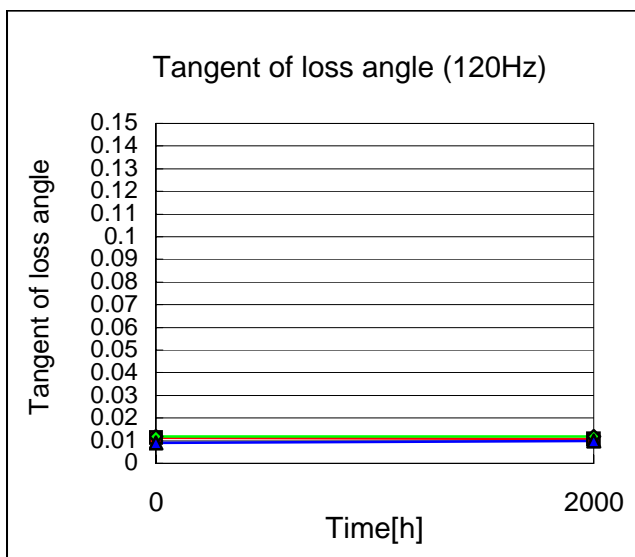
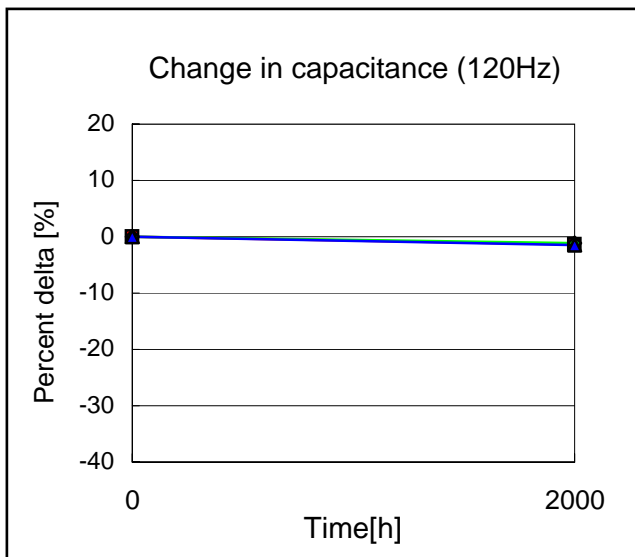
n = 3p.(Ave.)
Room temperature

OS-CON DATA SHEET

OSCON™ SVP series

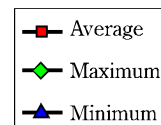
SANYO

Test item Endurance (After V.P.S test)	Test temperature 105 deg.C	Model 20SVP150M
	Applied voltage 20 V	Lot No. 041205221



Note: n =30p.

Note: V.P.S test conditions : 230deg.Cx75sx2times
(V.P.S = Vapor Phase Soldering method)



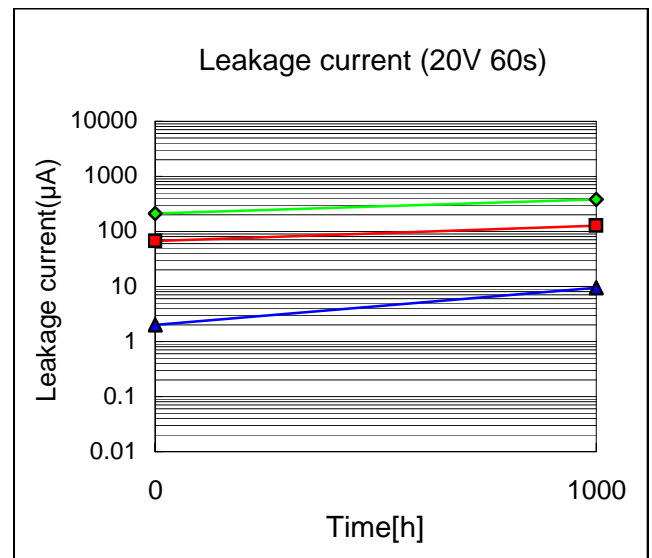
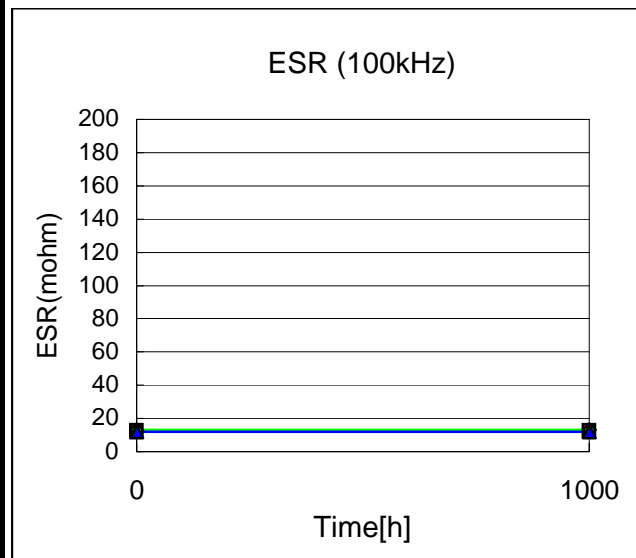
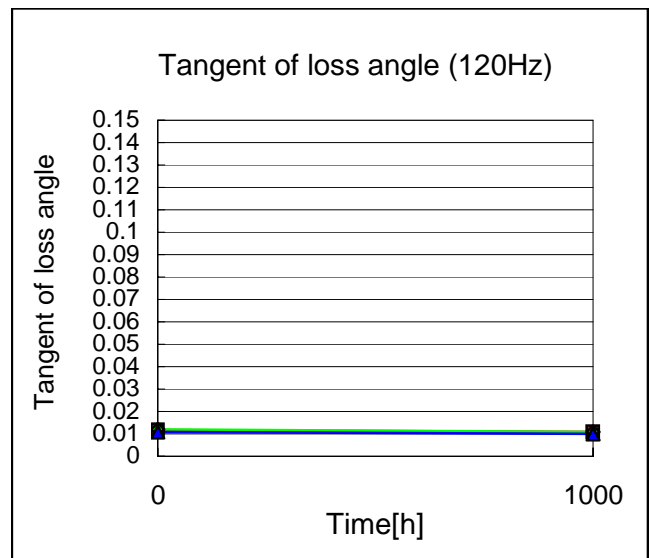
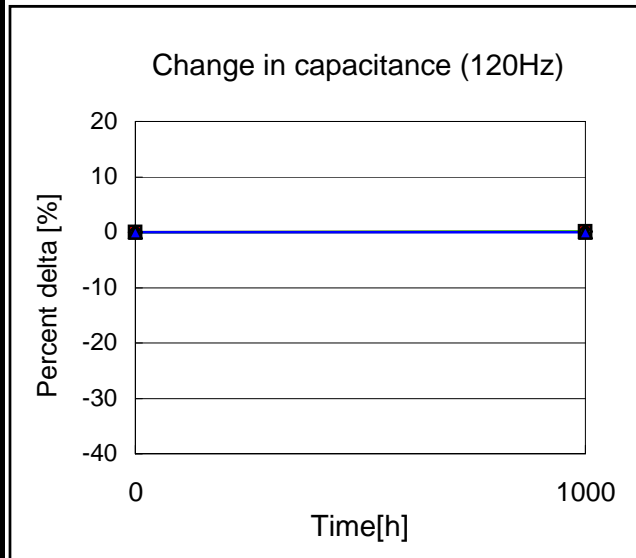
Start on April 20, 2000	Executed by M. Koyama	
End on July 13, 2000	Drawn by M. Kimura	No.OS02D-DESVP055
OS Engineering Department, OS-CON Control Department, Saga SANYO Industries Co., Ltd.		

OS-CON DATA SHEET

OSCON SVP series

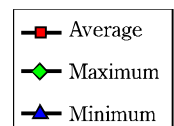
SANYO

Test item Damp heat (Steady state) (After V.P.S test)	Test temperature 60 deg.C	Model 20SVP150M
	Test humidity 90 % RH	Lot No. 080102311



Note: n =20p.

Note: V.P.S test conditions : 230deg.Cx75sx2times
(V.P.S = Vapor Phase Soldering method)



Start on October 22, 2000	Executed by M. Koyama	
End on December 3, 2000	Drawn by M. Kimura	No.OS02D-DHSVP055
OS Engineering Department, OS-CON Control Department, Saga SANYO Industries Co., Ltd.		