

## Absolute maximum ratings

( $T_a=25^\circ\text{C}$ )

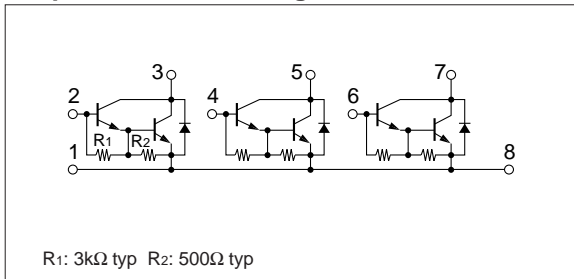
Symbol	Ratings	Unit
$V_{CB0}$	120	V
$V_{CEO}$	100	V
$V_{EBO}$	6	V
$I_c$	4	A
$I_{CP}$	8 (PW $\leq$ 10ms, $D_u\leq$ 50%)	A
$P_T$	3 ( $T_a=25^\circ\text{C}$ )	W
	15 ( $T_c=25^\circ\text{C}$ )	
$T_j$	150	$^\circ\text{C}$
$T_{stg}$	-40 to +150	$^\circ\text{C}$

## Electrical characteristics

( $T_a=25^\circ\text{C}$ )

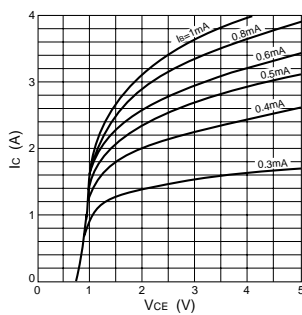
Symbol	Specification			Unit	Conditions
	min	typ	max		
$I_{CBO}$			100	$\mu\text{A}$	$V_{CB}=120\text{V}$
$I_{EBO}$			10	mA	$V_{EB}=6\text{V}$
$V_{CEO}$	100			V	$I_c=10\text{mA}$
$h_{FE}$	1000				$V_{CE}=4\text{V}$ , $I_c=2\text{A}$
$V_{CE(sat)}$			2.0	V	$I_c=2\text{A}$ , $I_B=10\text{mA}$
$t_{on}$		0.8		$\mu\text{s}$	$V_{CC}\doteq 40\text{V}$ , $I_c=2\text{A}$ , $I_{B1}=-I_{B2}=10\text{mA}$
$t_{stg}$		5.0		$\mu\text{s}$	
$t_f$		2.0		$\mu\text{s}$	

## Equivalent circuit diagram

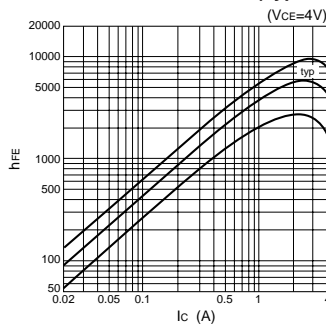


## Characteristic curves

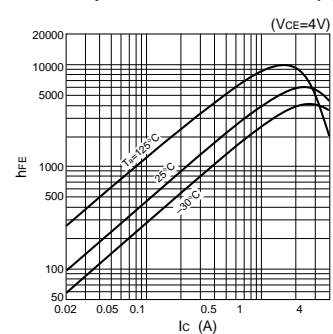
$I_c$ - $V_{CE}$  Characteristics (Typical)



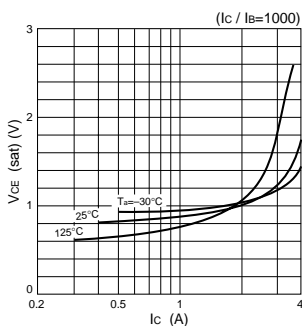
$h_{FE}$ - $I_c$  Characteristics (Typical)



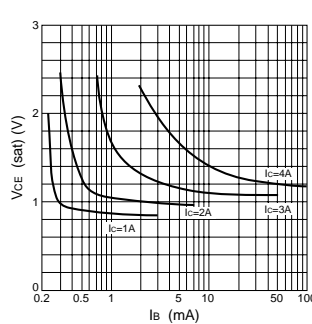
$h_{FE}$ - $I_c$  Temperature Characteristics (Typical)



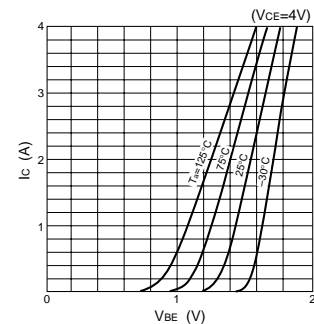
$V_{CE(sat)}$ - $I_c$  Temperature Characteristics (Typical)



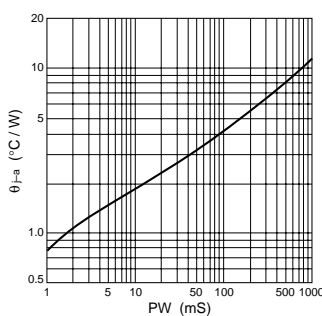
$V_{CE(sat)}$ - $I_B$  Characteristics (Typical)



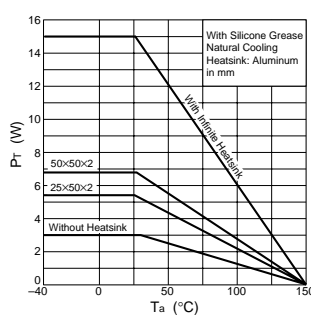
$I_c$ - $V_{BE}$  Temperature Characteristics (Typical)



$\theta_{j-a}$ -PW Characteristics



$P_T$ - $T_a$  Characteristics



Safe Operating Area (SOA)

