

AR5000L - AR5010L

AUTOMOTIVE RECTIFIER DIODES

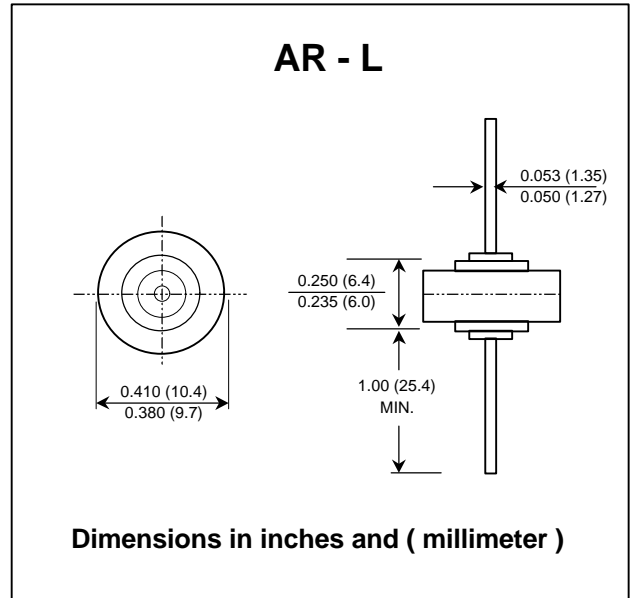
PRV : 50 - 1000 Volts
Io : 50 Amperes

FEATURES :

- * High current capability
- * High surge current capability
- * High reliability
- * Low reverse current
- * Low forward voltage drop

MECHANICAL DATA :

- * Case : Molded plastic
- * Epoxy : UL94V-O rate flame retardant
- * Lead : Axial lead solderable per MIL-STD-202, Method 208 guaranteed
- * Polarity : Cathode polarity band
- * Mounting position : Any
- * Weight : 2.73 grams



MAXIMUM RATINGS AND ELECTRICAL CHARACTERISTICS

Rating at 25 °C ambient temperature unless otherwise specified.
 Single phase, half wave, 60 Hz, resistive or inductive load.
 For capacitive load, derate current by 20%.

RATING	SYMBOL	AR	AR	AR	AR	AR	AR	AR	UNIT
		5000L	5001L	5002L	5004L	5006L	5008L	5010L	
Maximum Repetitive Peak Reverse Voltage	V_{RRM}	50	100	200	400	600	800	1000	Volts
Maximum RMS Voltage	V_{RMS}	35	70	140	280	420	560	700	Volts
Maximum DC Blocking Voltage	V_{DC}	50	100	200	400	600	800	1000	Volts
Average Rectified Forward Current $T_c = 150^\circ C$	$I_{F(AV)}$	50							Amps.
Peak Forward Surge Current Single half sine wave superimposed on rated load (JEDEC Method)	I_{FSM}	500							Amps.
Maximum Forward Voltage at $I_F = 50$ Amps.	V_F	1.1							Volts
Maximum DC Reverse Current $T_a = 25^\circ C$ at rated DC Blocking Voltage $T_a = 100^\circ C$	I_R	5.0							μA
	$I_{R(H)}$	1.0							mA
Thermal Resistance (Note 1)	$R_{\theta JC}$	0.8							$^\circ C/W$
Junction Temperature Range	T_J	- 65 to + 175							$^\circ C$
Storage Temperature Range	T_{STG}	- 65 to + 175							$^\circ C$

Note : (1) Thermal resistance from junction to case. Single side cooled.

RATING AND CHARACTERISTIC CURVES (AR5000L - AR5010L)

FIG.1 - DERATING CURVE FOR OUTPUT RECTIFIED CURRENT

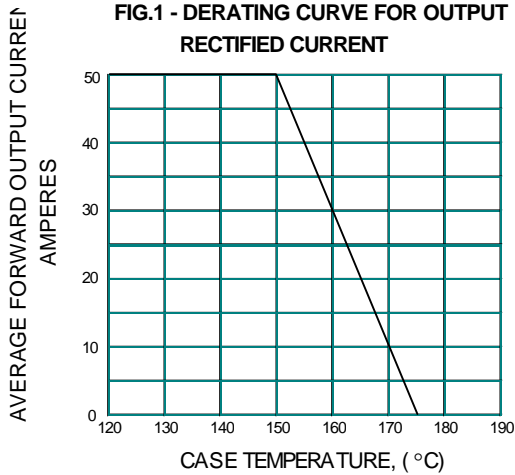


FIG.2 - MAXIMUM NON-REPETITIVE PEAK FORWARD SURGE CURRENT

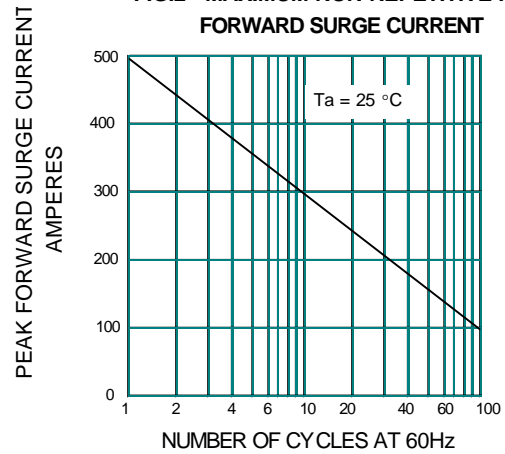


FIG.3 - TYPICAL FORWARD CHARACTERISTICS

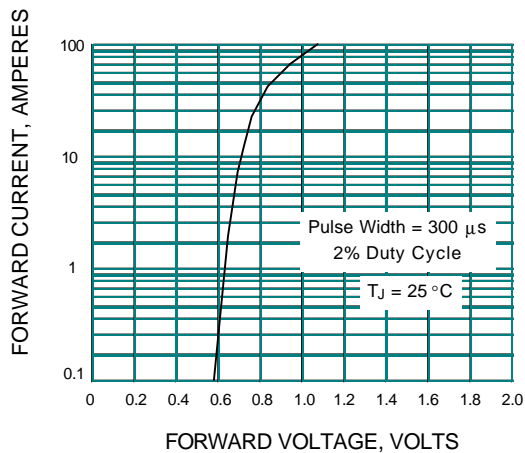


FIG.4 - TYPICAL REVERSE CHARACTERISTICS

