

STK3102III



4053A

Thick Film Hybrid IC

2-Channel Voltage Amplifier for 90 to 100W AF Power Amplifier (Dual Supplies)

©1987A

Features

- . The AC amp circuit configuration eliminates the need to use an external midpoint adjust circuit.
- . External parts provide more flexibility in phase compensation.
- . Low distortion (0.005%) due to built-in current mirror circuit.

Maximum Ratings at Ta=25°C

			unit
Maximum Supply Voltage	V_{CCmax}	±75	V
Operating Case Temperature	T_C	115	°C
Storage Temperature	T_{stg}	-30 to +115	°C

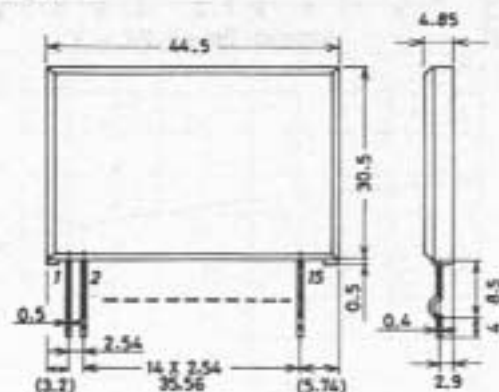
Operating Characteristics at Ta=25°C, VG=40dB, See Test Circuit.

			min	typ	max	unit
Current Dissipation	I_{CC}	$V_{CC}=\pm 60V$		20	30	mA
Midpoint Voltage	V_N	$V_{CC}=\pm 60V$	-50		+50	mV
Output Noise Voltage	V_{NO}	$V_{CC}=\pm 60V, R_g=10k\Omega$			1.0	mV
Input Resistance	r_i	$V_{CC}=\pm 60V, f=1kHz, V_o=2.83V$		92		kohm
Total Harmonic Distortion	THD	$V_{CC}=\pm 50V, f=20kHz, V_o=28.3V$			0.005	%

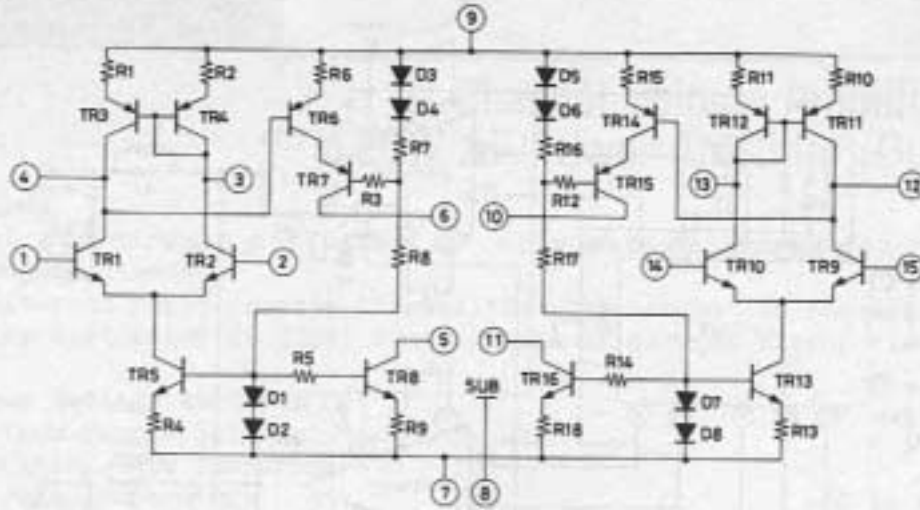
Remarks

- . When testing, use a regulated power supply unless otherwise specified.

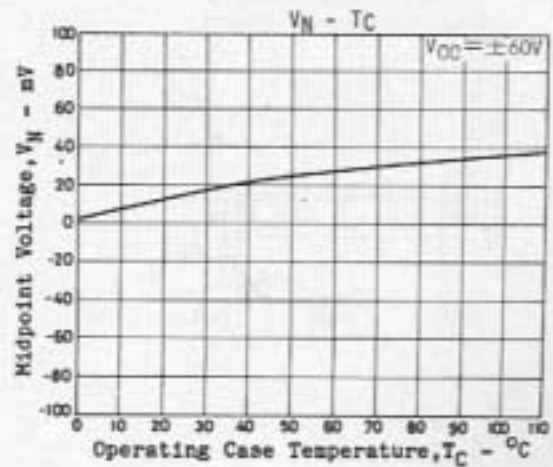
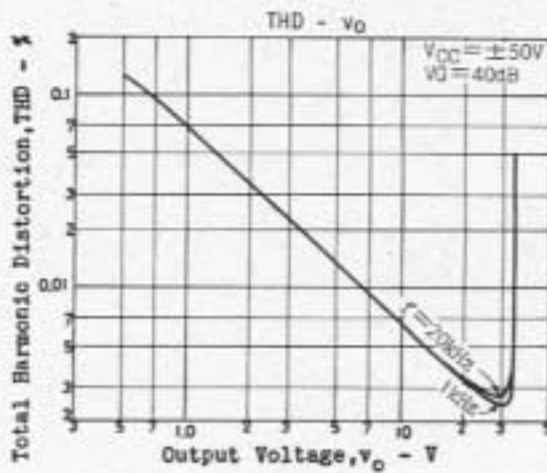
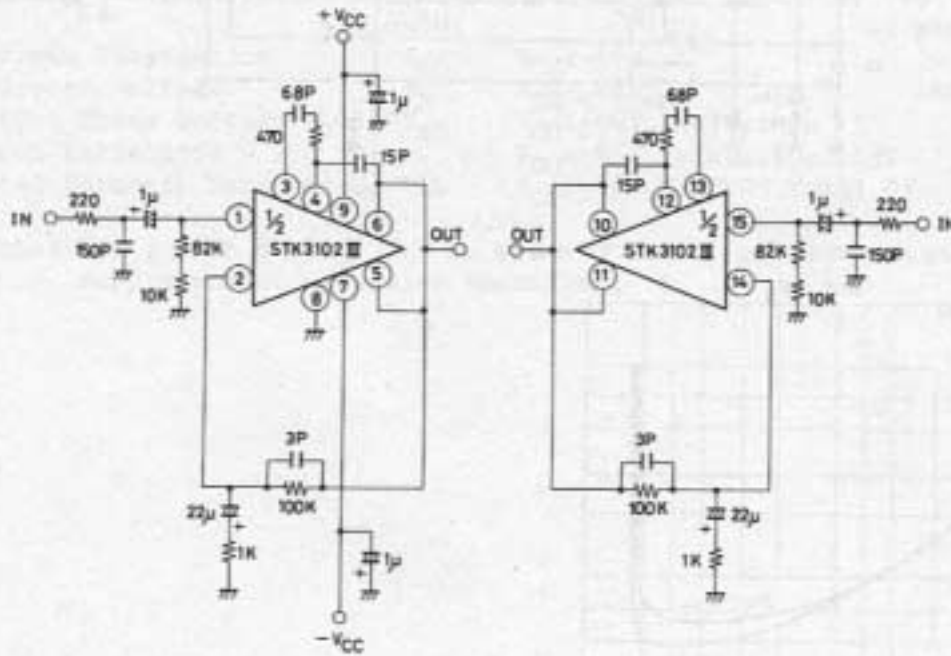
Case Outline 4053A
(unit:mm)



Equivalent Circuit



Test Circuit



Sample Application Circuit

