

### 低損失超高速ダイオード

### LOW LOSS SUPER HIGH SPEED RECTIFIER

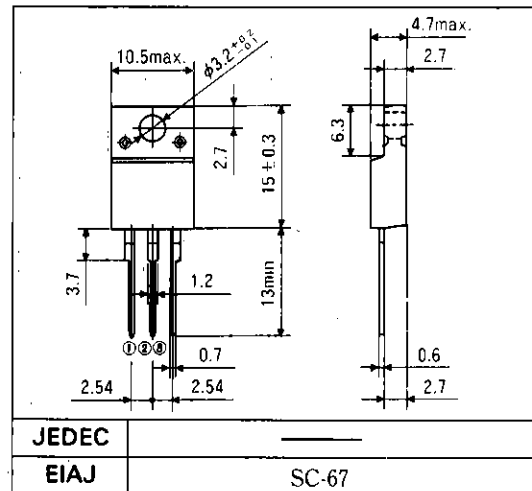
#### ■特長 : Features

- 取り付け面が絶縁されたフルモールドタイプ  
Insulated package by fully molding.
- 低 $V_F$   
Low  $V_F$
- スイッチングスピードが非常に速い  
Super high speed switching.
- プレーナー技術による高信頼性  
High reliability by planer design.

#### ■用途 : Applications

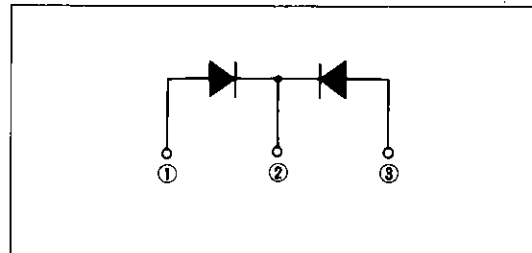
- 高速電力スイッチング  
High speed power switching.

#### ■外形寸法 : Outline Drawings



#### ■電極接続

#### Connection Diagram



#### ■定格と特性 : Maximum Ratings and Characteristics

##### ●絶対最大定格 : Absolute Maximum Ratings

Items	Symbols	Conditions	Ratings	Units
ピーク繰り返し逆電圧 Repetitive Peak Reverse Voltage	$V_{RRM}$		300	V
ピーク非繰り返し逆電圧 Non-Repetitive Peak Reverse Voltage	$V_{RSM}$		300	V
絶縁耐圧 Isolating Voltage	$V_{ISO}$	一括端子・ケース間、AC1分間印加 Terminals-to-Case, AC, 1 min.	1500	V
平均出力電流 Average Output Current	$I_O$	方形波, duty=1/2, $T_c=105^\circ\text{C}$ Square wave	5*	A
サージ電流 Surge Current	$I_{FSM}$	正弦波 Sine wave 10ms	25	A
接合温度 Operating Junction Temperature	$T_J$		-40~+150	$^\circ\text{C}$
保存温度 Storage Temperature	$T_{SIG}$		-40~+150	$^\circ\text{C}$

\* センタータップ平均出力電流

\* average forward current of centertap full wave connection

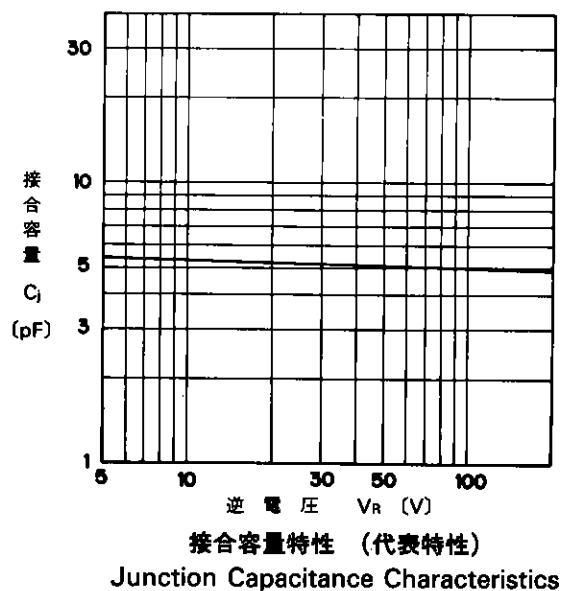
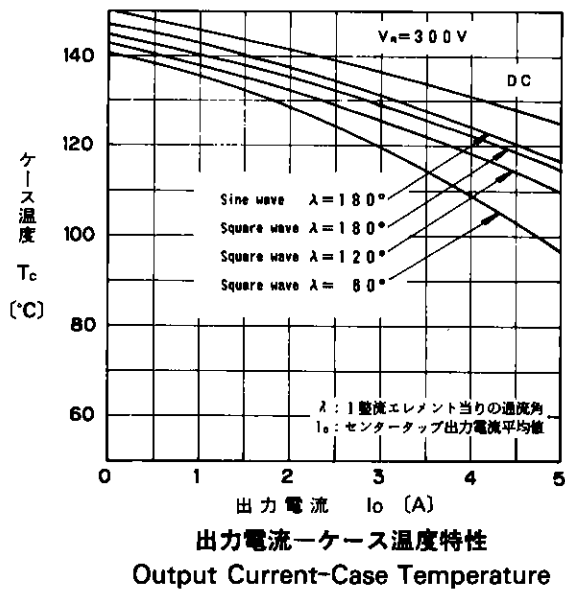
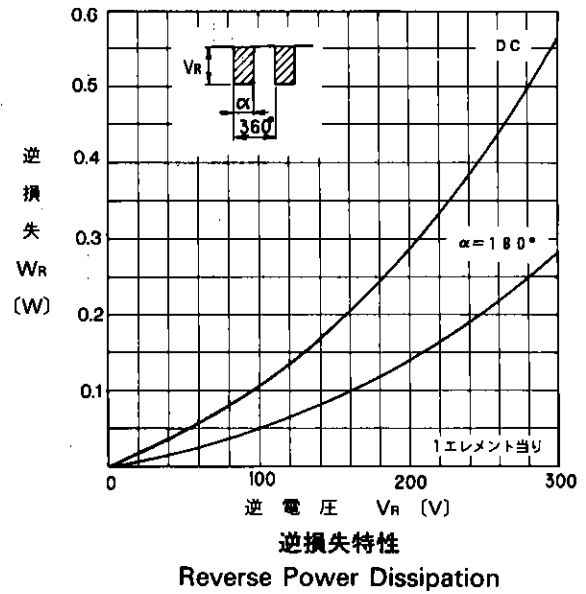
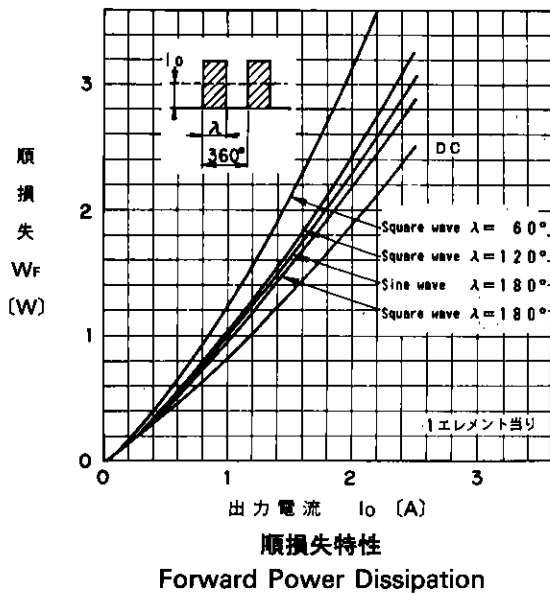
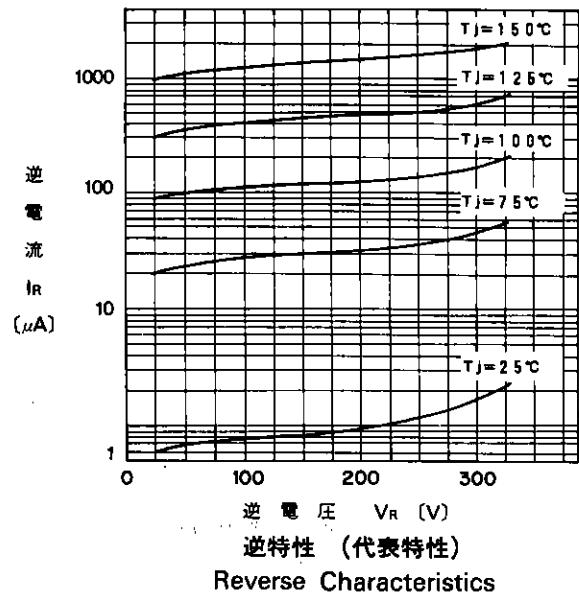
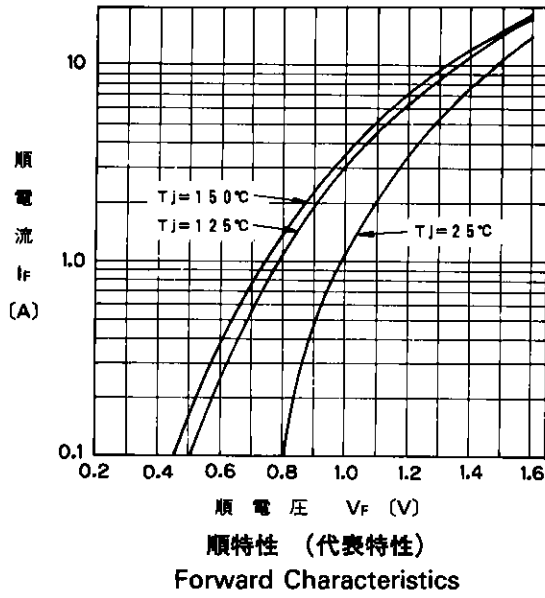
##### ●電気的特性(特に指定がない限り周囲温度 $T_a=25^\circ\text{C}$ とする)

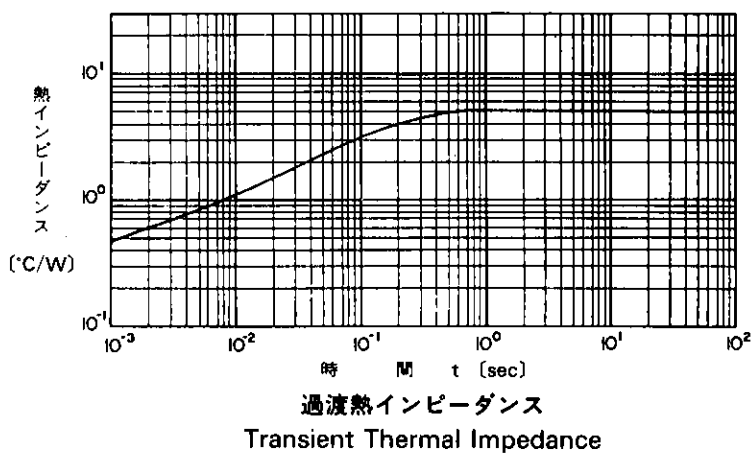
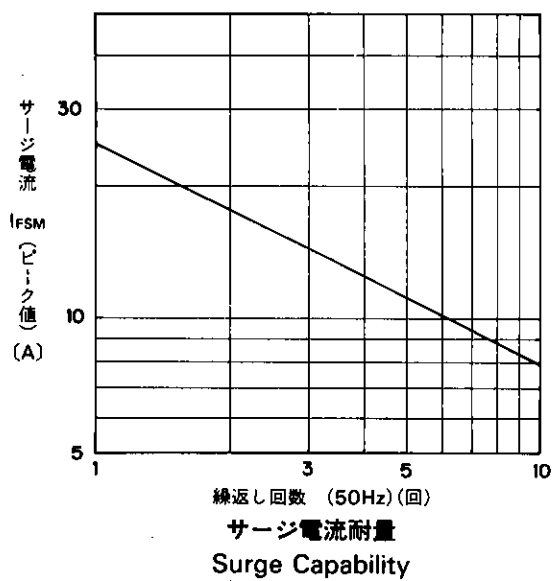
Electrical Characteristics ( $T_a=25^\circ\text{C}$  Unless otherwise specified)

Items	Symbols	Conditions	Max.	Units
順電圧 Forward Voltage Drop	$V_{FM}$	$I_{FM}=2.5\text{A}$	1.2	V
逆電流 Reverse Current	$I_{RRM}$	$V_R=V_{RRM}$	100	$\mu\text{A}$
逆回復時間 Reverse Recovery Time	$t_{rr}$	$I_F=0.1\text{A}, I_R=0.2\text{A}, I_{rec}=0.05\text{A}$	35	ns
熱抵抗 Thermal Resistance	$R_{th(j-c)}$	接合・ケース間 junction to case	5	$^\circ\text{C}/\text{W}$

A

■特性曲線：Characteristics





For more information, contact:

**Collmer Semiconductor, Inc.**

P.O. Box 702708

Dallas, TX 75370

972-733-1700

972-381-9991 Fax

<http://www.collmer.com>