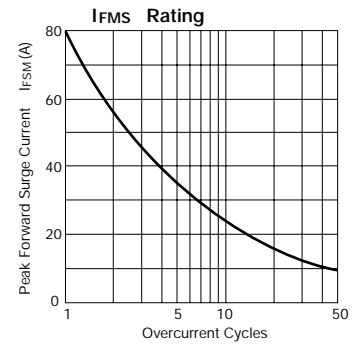
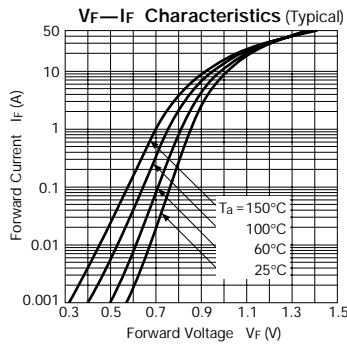
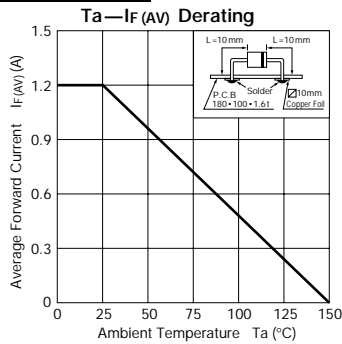


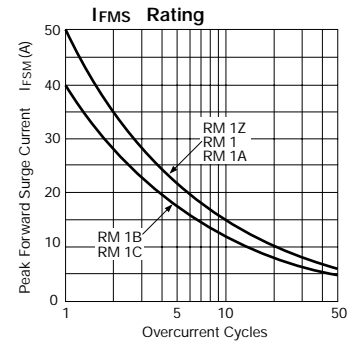
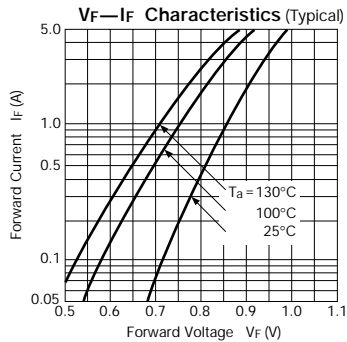
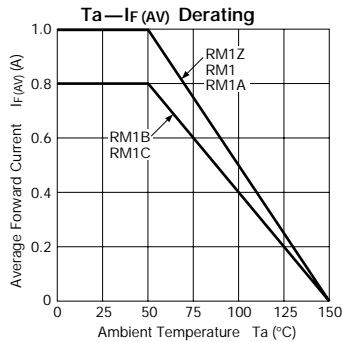
Rectifier Diodes

| Type No. | Parameter | Absolute Maximum Ratings | | | | Electrical Characteristics (Ta=25°C) | | | | Others | | | |
|----------|-----------|--------------------------|------------------------|----------------------|---------------------|--------------------------------------|--------------------|--------------------|---------------------|------------------------|-----------------------------|----------|------|
| | | V _{RM} (V) | I _{F(AV)} (A) | I _{FSM} (A) | T _J (°C) | T _{stg} (°C) | V _F (V) | | I _R (μA) | I _{R(H)} (μA) | R _{th(j-ℓ)} (°C/W) | Mass (g) | Fig. |
| | | | | | | | max | I _F (A) | | | | | |
| EM 2 | 400 | 1.2 | 80 | -40 to +150 | 0.92 | 1.2 | 10 | 50 | 17 | 0.3 | Ⓐ | | |
| EM 2A | 600 | | | | | | | | | | | | |
| EM 2B | 800 | | | | | | | | | | | | |
| RM 1Z | 200 | 1.0 | 50 | | 0.95 | 1.0 | 5 | 50 | 15 | 0.4 | Ⓑ | | |
| RM 1 | 400 | | | | | | | | | | | | |
| RM 1A | 600 | | | | | | | | | | | | |
| RM 1B | 800 | 0.8 | 40 | | 1.2 | 1.5 | 10 | 50 | 15 | 0.4 | Ⓑ | | |
| RM 1C | 1000 | | | | | | | | | | | | |
| RM 11A | 600 | | | | | | | | | | | | |
| RM 11B | 800 | 1.2 | 100 | | 0.92 | 1.5 | 10 | 50 | 15 | 0.4 | Ⓑ | | |
| RM 11C | 1000 | | | | | | | | | | | | |

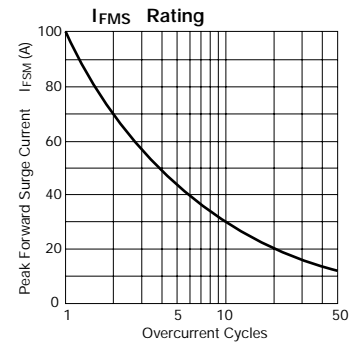
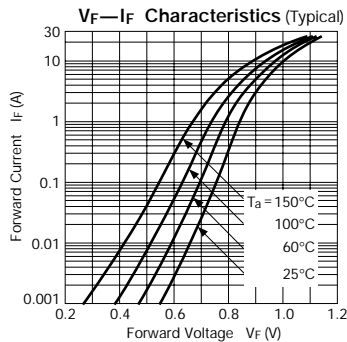
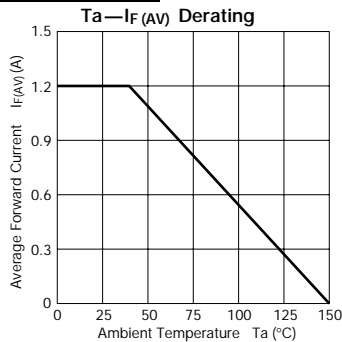
EM 2 series



RM 1 series



RM 11 series



External Dimensions

(Unit: mm)

Flammability:
UL94V-0 or Equivalent

