

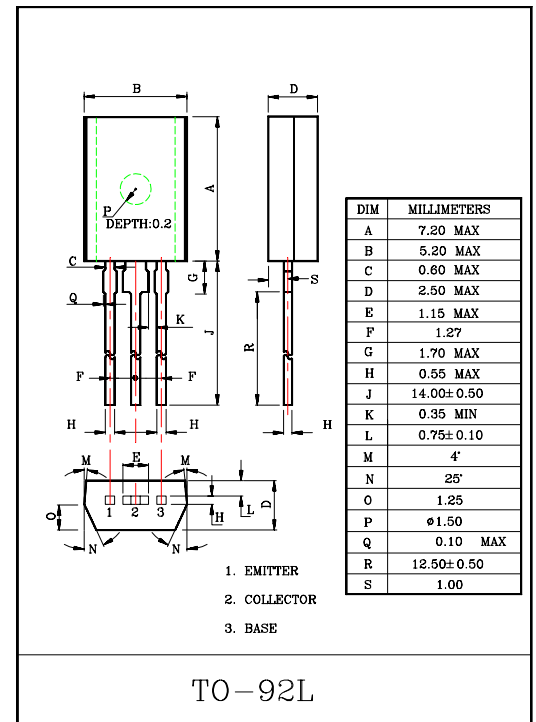
COLOR TV VERT. DEFELECTION OUTPUT APPLICATION.
COLOR TV CLASS B SOUND OUTPUT APPLICATION.

FEATURES

- High Voltage : $V_{CEO} = -160V$.
- Large Continuous Collector Current Capability.
- Complementary to KTC3228.

MAXIMUM RATINGS ($T_a = 25^\circ C$)

CHARACTERISTIC	SYMBOL	RATING	UNIT
Collector-Base Voltage	V_{CBO}	-160	V
Collector-Emitter Voltage	V_{CEO}	-160	V
Emitter-Base Voltage	V_{EBO}	-6	V
Collector Current	I_C	-1	A
Base Current	I_B	-0.5	A
Collector Power Dissipation	P_C	1	W
Junction Temperature	T_j	150	$^\circ C$
Storage Temperature Range	T_{stg}	-55 ~ 150	$^\circ C$

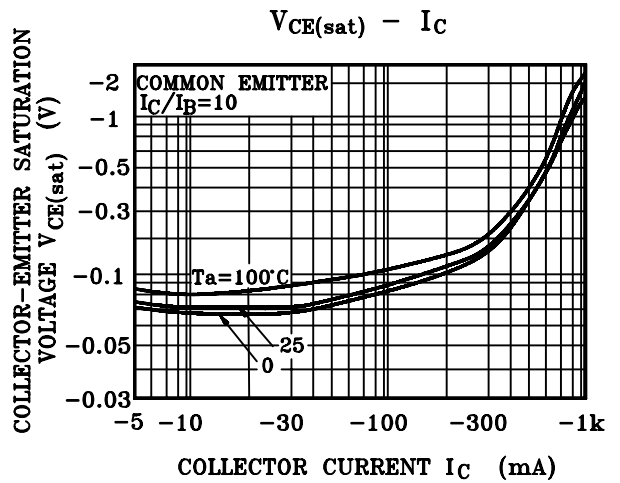
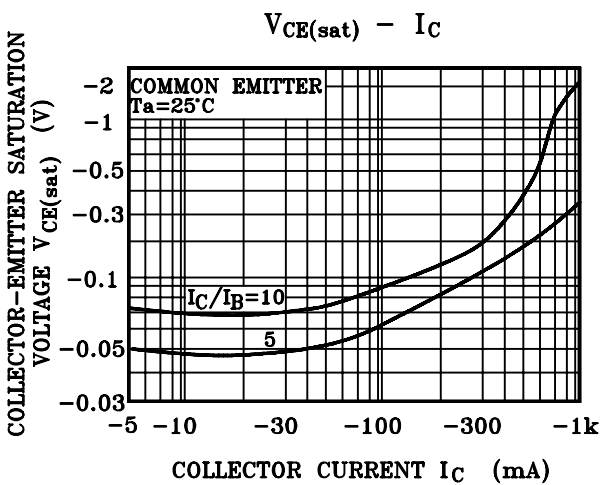
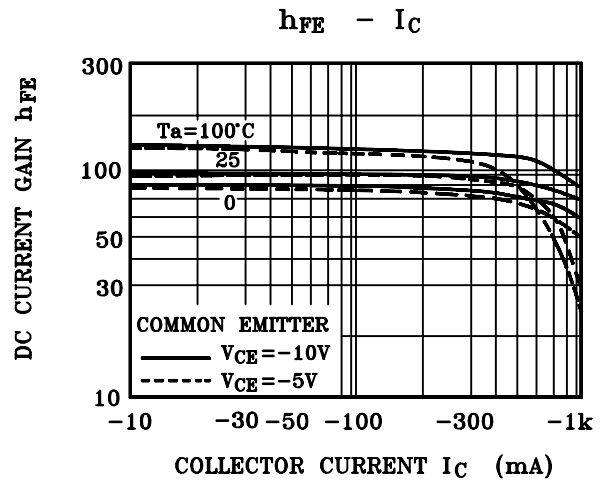
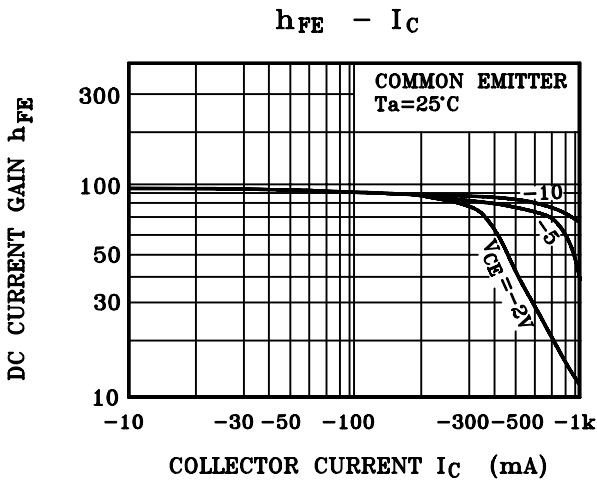
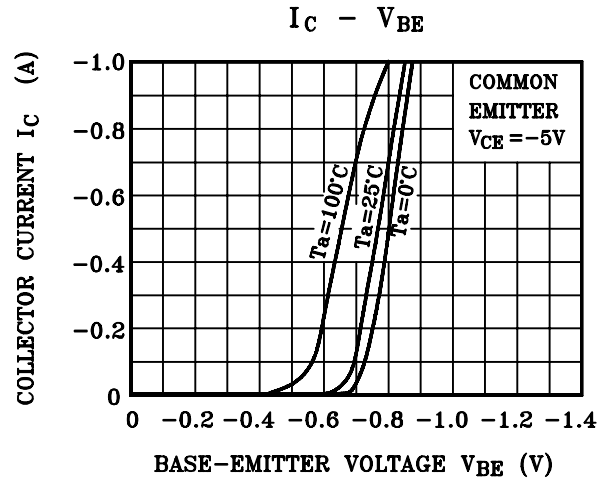
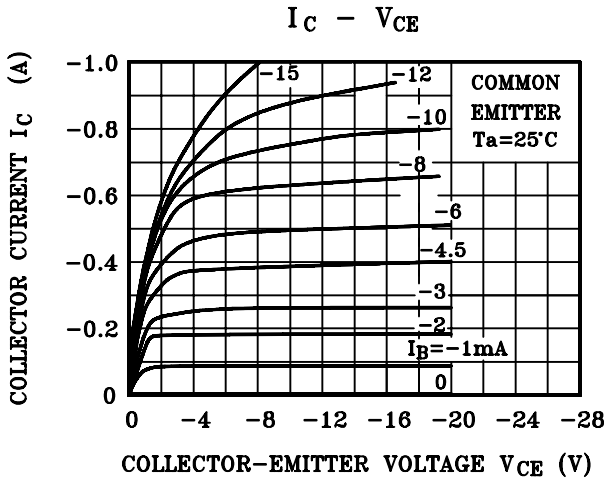


ELECTRICAL CHARACTERISTICS ($T_a = 25^\circ C$)

CHARACTERISTIC	SYMBOL	TEST CONDITION	MIN.	TYP.	MAX.	UNIT
Collector Cut-off Current	I_{CBO}	$V_{CB} = -150V, I_E = 0$	-	-	-1.0	μA
Emitter Cut-off Current	I_{EBO}	$V_{EB} = -6V, I_C = 0$	-	-	-1.0	μA
Collector-Emitter Breakdown Voltage	$V_{(BR)CEO}$	$I_C = -10mA, I_B = 0$	-160	-	-	V
DC Current Gain	$h_{FE}(\text{Note})$	$V_{CE} = -5V, I_C = -200mA$	60	-	320	
Collector-Emitter Saturation Voltage	$V_{CE(sat)}$	$I_C = -500mA, I_B = -50mA$	-	-	-1.5	V
Base-Emitter Voltage	V_{BE}	$V_{CE} = -5V, I_C = -5mA$	-0.45	-	-0.75	V
Transition Frequency	f_T	$V_{CE} = -5V, I_C = -200mA$	15	50	-	MHz
Collector Output Capacitance	C_{ob}	$V_{CB} = -10V, I_E = 0, f = 1MHz$	-	-	35	pF

Note : h_{FE} Classification R:60~120 0:100~200, Y:160~320

KTA1275



KTA1275

