

SANYO**STK4030II**

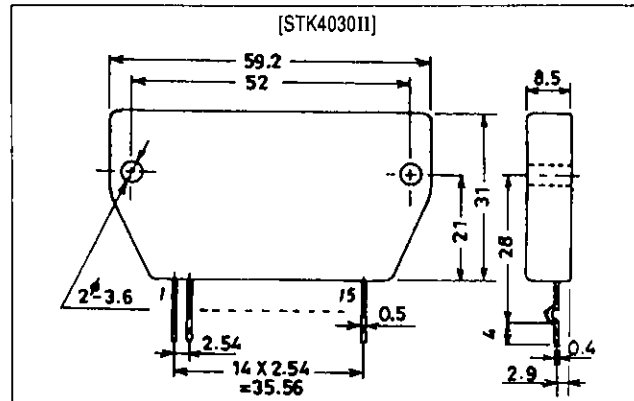
AF Power Amplifier (Split Power Supply) (35W min, THD = 0.4%)

Features

- Small-sized package permitting audio sets to be made slimmer
- The STK4024II series are available for output 20W to 70W and are pin-compatible.
- Facilitates thermal design of slim stereo sets.
- The use of a constant-current circuit minimizes pop noise at the time of power ON/OFF.
- Possible to design electronic supplementary circuits (pop noise muting at the time of power ON/OFF, load short protector, thermal shutdown)

Package Dimensions

unit: mm
4033



Specifications

Maximum Ratings at $T_a = 25^\circ\text{C}$

Parameter	Symbol	Conditions	Ratings	Unit
Maximum supply voltage	$V_{CC \text{ max}}$		± 45	V
Thermal resistance	θ_{j-c}		2.1	$^\circ\text{C/W}$
Junction temperature	T_j		150	$^\circ\text{C}$
Operating substrate temperature	T_c		125	$^\circ\text{C}$
Storage temperature	T_{stg}		-30 to $+125$	$^\circ\text{C}$
Available time for load short-circuit	t_s^*	$V_{CC} = \pm 30\text{V}$, $R_L = 8\Omega$, $f = 50\text{Hz}$, $P_O = 35\text{W}$	2	s

Recommended Operating Conditions at $T_a = 25^\circ\text{C}$

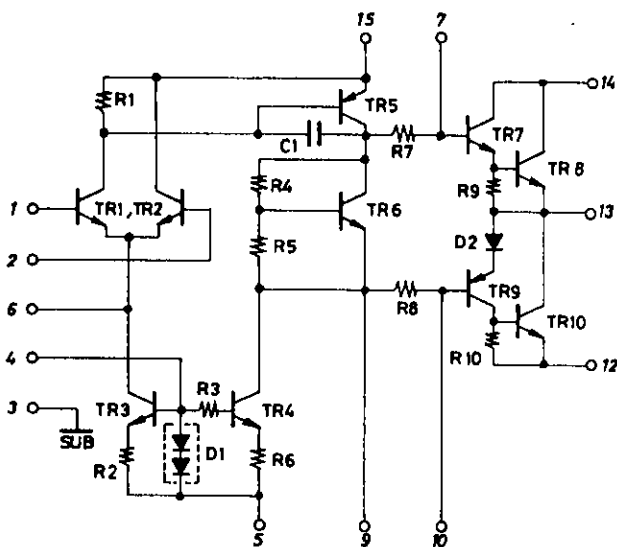
Parameter	Symbol	Conditions	Ratings	Unit
Recommended supply voltage	V_{CC}		± 30	V
Load resistance	R_L		8	Ω

STK4030II

Operating Characteristics at $T_a = 25^\circ\text{C}$, $V_{CC} = \pm 30\text{V}$, $R_L = 8\Omega$, $R_g = 600\Omega$, $V_G = 40\text{dB}$, R_L : noninductive load

Parameter	Symbol	Conditions	min	typ	max	Unit
Quiescent current	I_{CCO}	$V_{CC} = \pm 36\text{V}$	10	20	50	mA
Output power	$P_{O(1)}$	THD = 0.4%, $f = 20\text{Hz}$ to 20kHz	35	-	-	W
	$P_{O(2)}$	$V_{CC} = \pm 27\text{V}$, THD = 1.0%, $R_L = 4\Omega$, $f = 1\text{kHz}$	40	-	-	W
Total harmonic distortion	THD	$P_O = 1.0\text{W}$, $f = 1\text{kHz}$	-	-	0.3	%
Frequency response	f_L, f_H	$P_O = 1.0\text{W}$, $\pm 0_{-3}\text{dB}$	-	20 to 50k	-	Hz
Input impedance	r_i	$P_O = 1.0\text{W}$, $f = 1\text{kHz}$	-	55	-	$k\Omega$
Output noise voltage	V_{No}^{**}	$V_{CC} = \pm 36\text{V}$, $R_g = 10k\Omega$	-	-	1.2	mVrms
Neutral voltage	V_N	$V_{CC} = \pm 36\text{V}$	-70	0	+70	mV

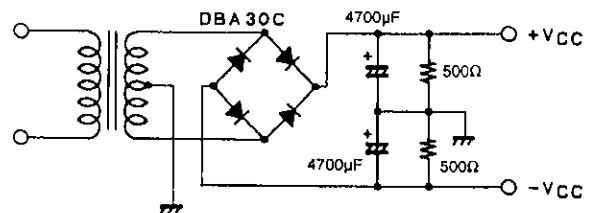
Equivalent Circuit



Note: For Power supply at the time of test, use a constant-voltage power supply unless otherwise specified.

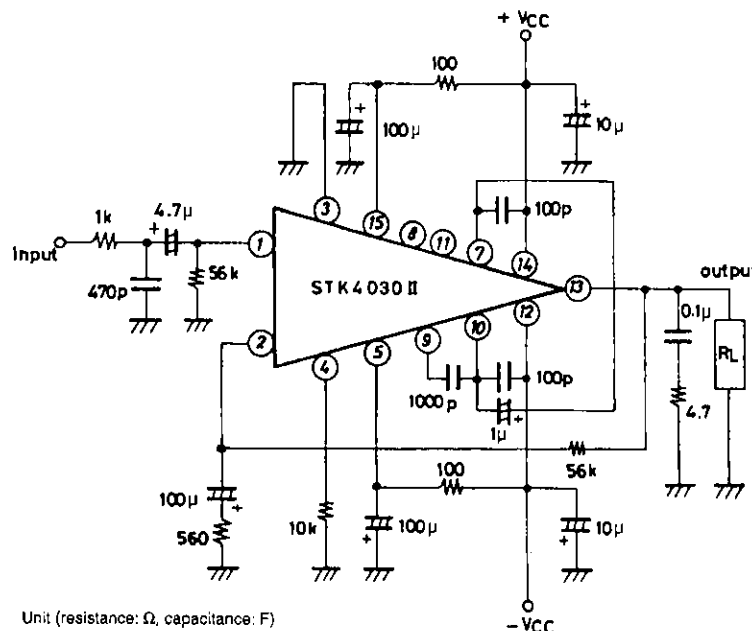
* For measurement of the available time for load short-circuit and output noise voltage, use the specified transformer power supply shown below.

** The output noise voltage is represented by the peak value on rms scale (VTVM) of average value indicating type. The noise voltage waveform includes no flicker noise.

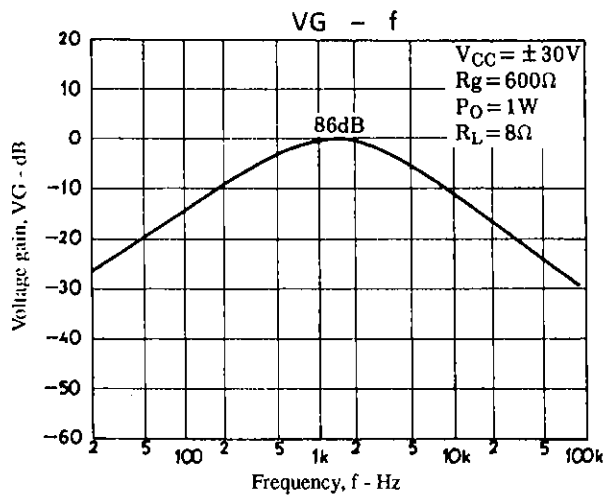
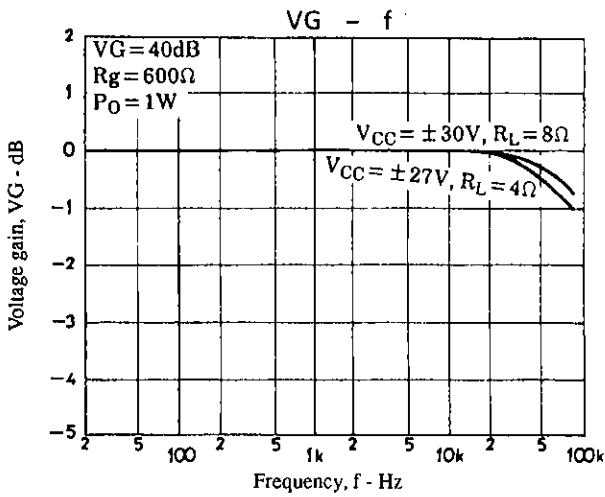
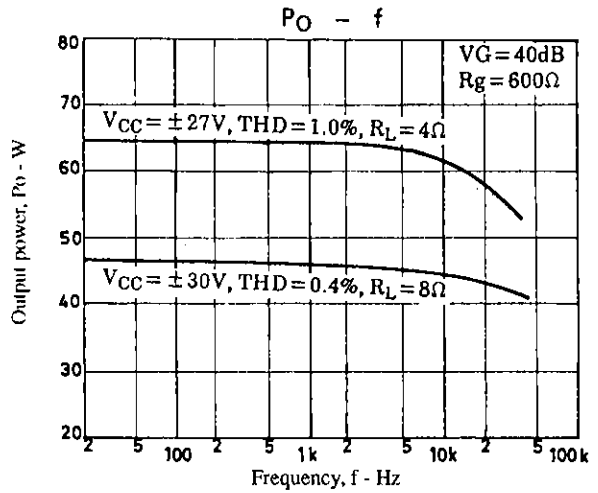
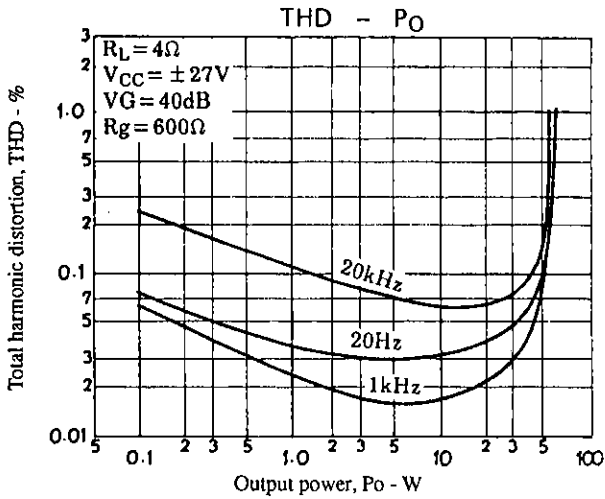
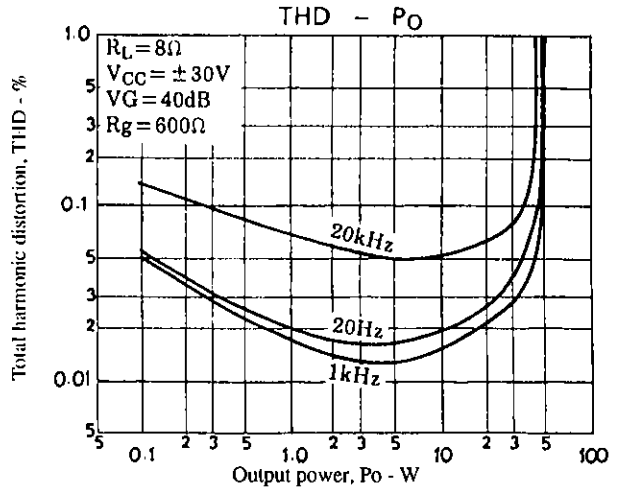
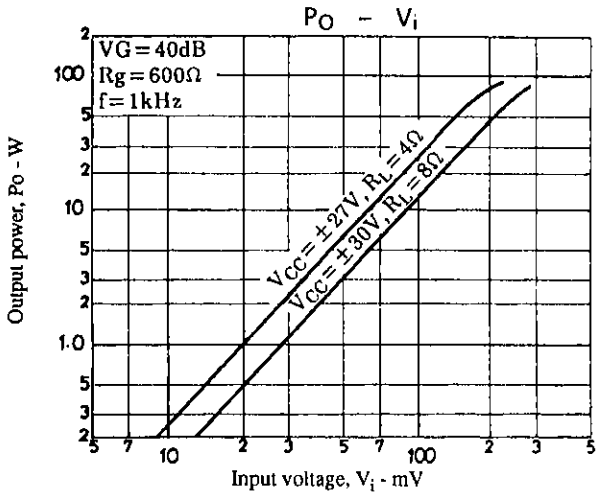


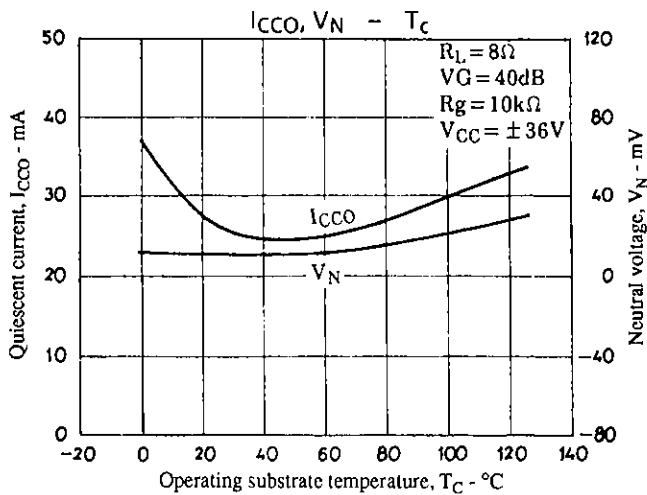
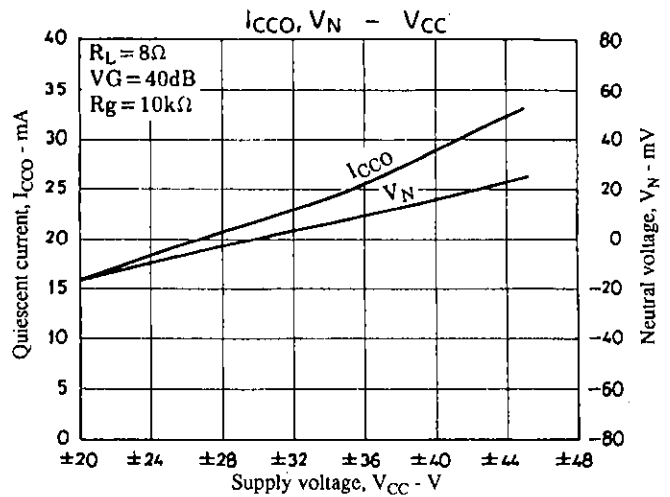
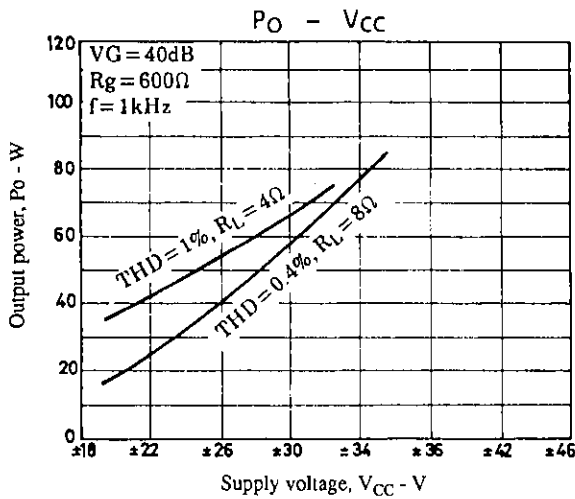
Specified Transformer Power Supply
(Equivalent to RP-25)

Sample Application Circuit: 20W min AF Power Amplifier



Unit (resistance: Ω , capacitance: F)





- No products described or contained herein are intended for use in surgical implants, life-support systems, aerospace equipment, nuclear power control systems, vehicles, disaster/crime-prevention equipment and the like, the failure of which may directly or indirectly cause injury, death or property loss.
- Anyone purchasing any products described or contained herein for an above-mentioned use shall:
 - ⊙ Accept full responsibility and indemnify and defend SANYO ELECTRIC CO., LTD., its affiliates, subsidiaries and distributors and all their officers and employees, jointly and severally, against any and all claims and litigation and all damages, cost and expenses associated with such use:
 - ⊙ Not impose any responsibility for any fault or negligence which may be cited in any such claim or litigation on SANYO ELECTRIC CO., LTD., its affiliates, subsidiaries and distributors or any of their officers and employees, jointly or severally.
- Information (including circuit diagrams and circuit parameters) herein is for example only; it is not guaranteed for volume production. SANYO believes information herein is accurate and reliable, but no guarantees are made or implied regarding its use or any infringements of intellectual property rights or other rights of third parties.

This catalog provides information as of December, 1996. Specifications and information herein are subject to change without notice.