2SD1985, 2SD1985A

Silicon NPN triple diffusion planar type

For power amplification

Complementary to 2SB1393 and 2SB1393A

Features

- High forward current transfer ratio h_{FE} which has satisfactory linearity
- Low collector to emitter saturation voltage $V_{CE(sat)}$
- Full-pack package which can be installed to the heat sink with one screw

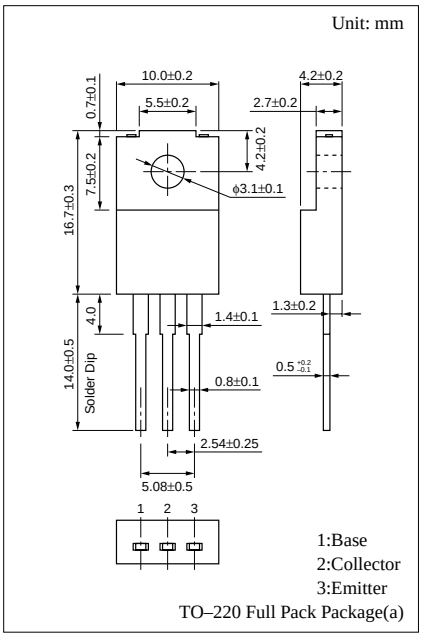

Absolute Maximum Ratings (T_C=25˚C)

Parameter		Symbol	Ratings	Unit
Collector to base voltage	2SD1985	V_{CBO}	60	V
	2SD1985A		80	
Collector to emitter voltage	2SD1985	V_{CEO}	60	V
	2SD1985A		80	
Emitter to base voltage		V_{EBO}	6	V
Peak collector current		I_{CP}	5	A
Collector current		I_C	3	A
Collector power dissipation	T_C=25°C	P_C	25	W
	Ta=25°C		2	
Junction temperature		T_j	150	˚C
Storage temperature		T_{stg}	–55 to +150	˚C

Electrical Characteristics (T_C=25˚C)

Parameter		Symbol	Conditions	min	typ	max	Unit
Collector cutoff current	2SD1985	I_{CES}	V_{CE} = 60V, I_B = 0			200	μA
	2SD1985A		V_{CE} = 80V, I_B = 0			200	
Collector cutoff current	2SD1985	I_{CEO}	V_{CE} = 30V, I_B = 0			300	μA
	2SD1985A		V_{CE} = 60V, I_B = 0			300	
Emitter cutoff current		I_{EBO}	V_{EB} = 6V, I_C = 0			1	mA
Collector to emitter voltage	2SD1985	V_{CEO}	I_C = 30mA, I_B = 0	60			V
	2SD1985A			80			
Forward current transfer ratio		h_{FE1}*	V_{CE} = 4V, I_C = 1A	70		250	
		h_{FE2}	V_{CE} = 4V, I_C = 3A	10			
Base to emitter voltage		V_{BE}	V_{CE} = 4V, I_C = 3A			1.8	V
Collector to emitter saturation voltage		$V_{CE(sat)}$	I_C = 3A, I_B = 0.375A			1.2	V
Transition frequency		f_T	V_{CE} = 5V, I_C = 0.5A, f = 10MHz		30		MHz
Turn-on time		t_{on}	I_C = 1A, I_{B1} = 0.1A, I_{B2} = – 0.1A, V_{CC} = 50V		0.5		μs
Storage time		t_{stg}			2.5		μs
Fall time		t_f			0.4		μs

*h_{FE1} Rank classification

Rank	Q	P
h_{FE1}	70 to 150	120 to 250

Note: Ordering can be made by the common rank (PQ rank h_{FE} = 70 to 250) in the rank classification.

P_C — Ta

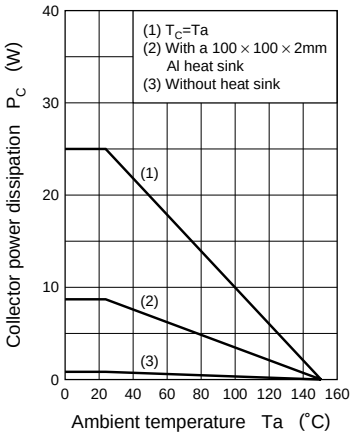

I_C — V_{CE}

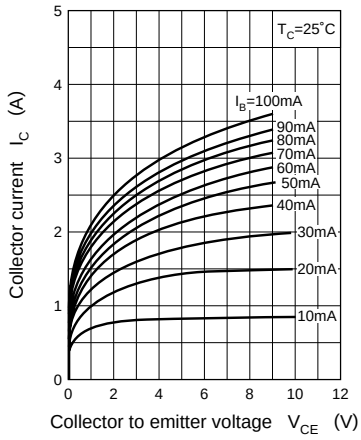

I_C — V_{BE}

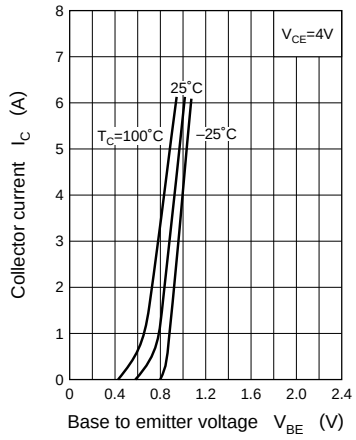

$V_{CE(sat)}$ — I_C

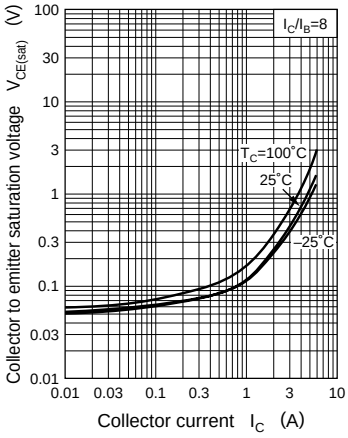

h_{FE} — I_C

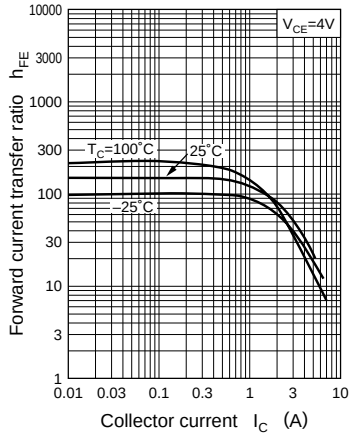

f_T — I_C

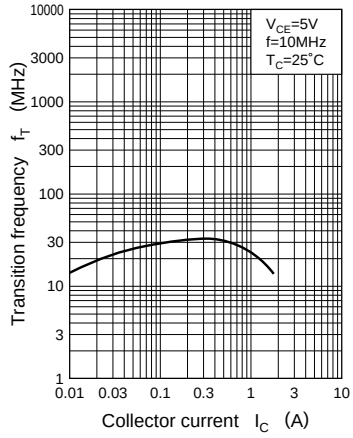

Area of safe operation (ASO)

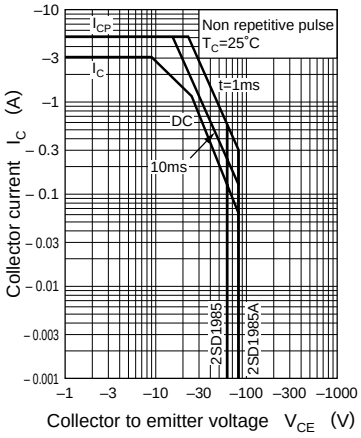
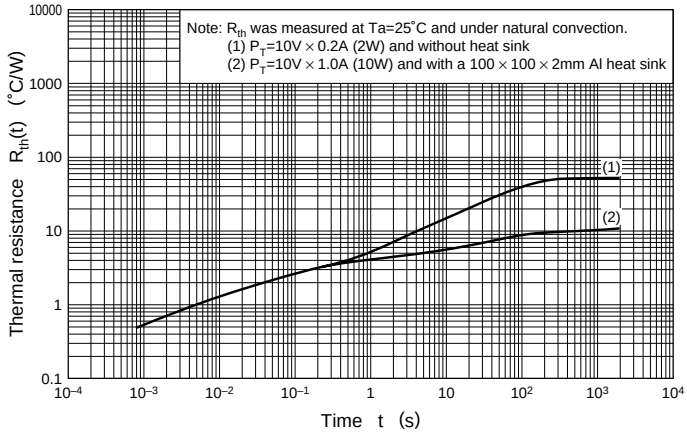
$R_{th(t)}$ — t