
HAT2040R

Silicon N Channel Power MOS FET
Power Switching

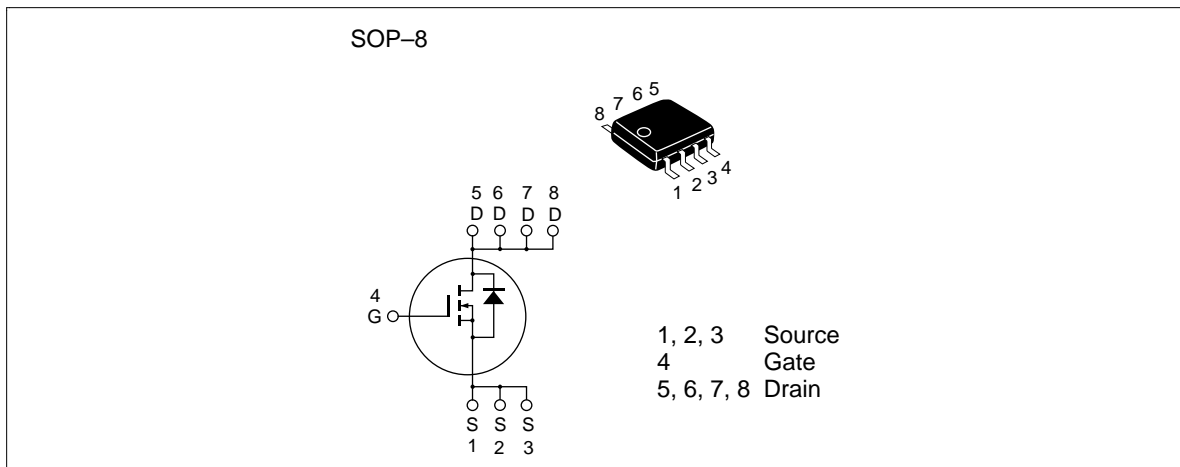
HITACHI

ADE-208-565 A (Z)
Target specification 2nd. Edition
Sept. 1, 1997

Features

- Low on-resistance
 $R_{DS(on)} = 6.2 \text{ m}\Omega$ typ
- Capable of 4 V gate drive
- Low drive current
- High density mounting

Outline



HAT2040R

Absolute Maximum Ratings (Ta = 25°C)

Item	Symbol	Ratings	Unit
Drain to source voltage	V _{DSS}	30	V
Gate to source voltage	V _{GSS}	±20	V
Drain current	I _D	15	A
Drain peak current	I _{D(pulse)} *1	120	A
Body to drain diode reverse drain current	I _{DR}	15	A
Channel dissipation	Pch*2	2.5	W
Channel temperature	Tch	150	°C
Storage temperature	Tstg	–55 to +150	°C

Notes: 1. PW ≤ 10μs, duty cycle ≤ 1 %

2. When using the glass epoxy board (FR4 40 x 40 x 1.6 mm), PW ≤ 10s

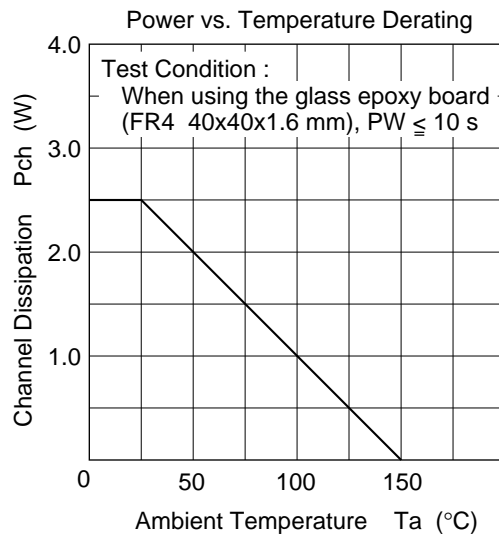
Electrical Characteristics (Ta = 25°C)

Item	Symbol	Min	Typ	Max	Unit	Test Conditions
Drain to source breakdown voltage	$V_{(BR)DSS}$	30	—	—	V	$I_D = 10\text{mA}$, $V_{GS} = 0$
Gate to source leak current	I_{GSS}	—	—	± 0.1	μA	$V_{GS} = \pm 20\text{V}$, $V_{DS} = 0$
Zero gate voltage drain current	I_{DSS}	—	—	1	μA	$V_{DS} = 30\text{V}$, $V_{GS} = 0$
Gate to source cutoff voltage	$V_{GS(off)}$	1.0	—	2.5	V	$V_{DS} = 10\text{V}$, $I_D = 1\text{mA}$
Static drain to source on state resistance	$R_{DS(on)}$	—	6.2	8.0	$\text{m}\Omega$	$I_D = 8\text{A}$, $V_{GS} = 10\text{V}^{*1}$
	$R_{DS(on)}$	—	9.0	13.0	$\text{m}\Omega$	$I_D = 8\text{A}$, $V_{GS} = 4\text{V}^{*1}$
Forward transfer admittance	$ y_{fs} $	18	30	—	S	$I_D = 8\text{A}$, $V_{DS} = 10\text{V}^{*1}$
Input capacitance	C_{iss}	—	4400	—	pF	$V_{DS} = 10\text{V}$
Output capacitance	C_{oss}	—	1100	—	pF	$V_{GS} = 0$
Reverse transfer capacitance	C_{rss}	—	500	—	pF	$f = 1\text{MHz}$
Total gate charge	Q_g	—	90	—	nc	$V_{DD} = 10\text{V}$
Gate to source charge	Q_{gs}	—	15	—	nc	$V_{GS} = 10\text{V}$
Gate to drain charge	Q_{gd}	—	18	—	nc	$I_D = 15\text{A}$
Turn-on delay time	$t_{d(on)}$	—	110	—	ns	$V_{GS} = 4\text{V}$, $I_D = 8\text{A}$
Rise time	t_r	—	410	—	ns	$V_{DD} \cong 10\text{V}$
Turn-off delay time	$t_{d(off)}$	—	200	—	ns	
Fall time	t_f	—	230	—	ns	
Body to drain diode forward voltage	V_{DF}	—	0.9	—	V	$I_F = 15\text{A}$, $V_{GS} = 0^{*1}$
Body to drain diode reverse recovery time	t_{rr}	—	55	—	ns	$I_F = 15\text{A}$, $V_{GS} = 0$ $diF/dt = 20\text{A}/\mu\text{s}$

Note: 1. Pulse test

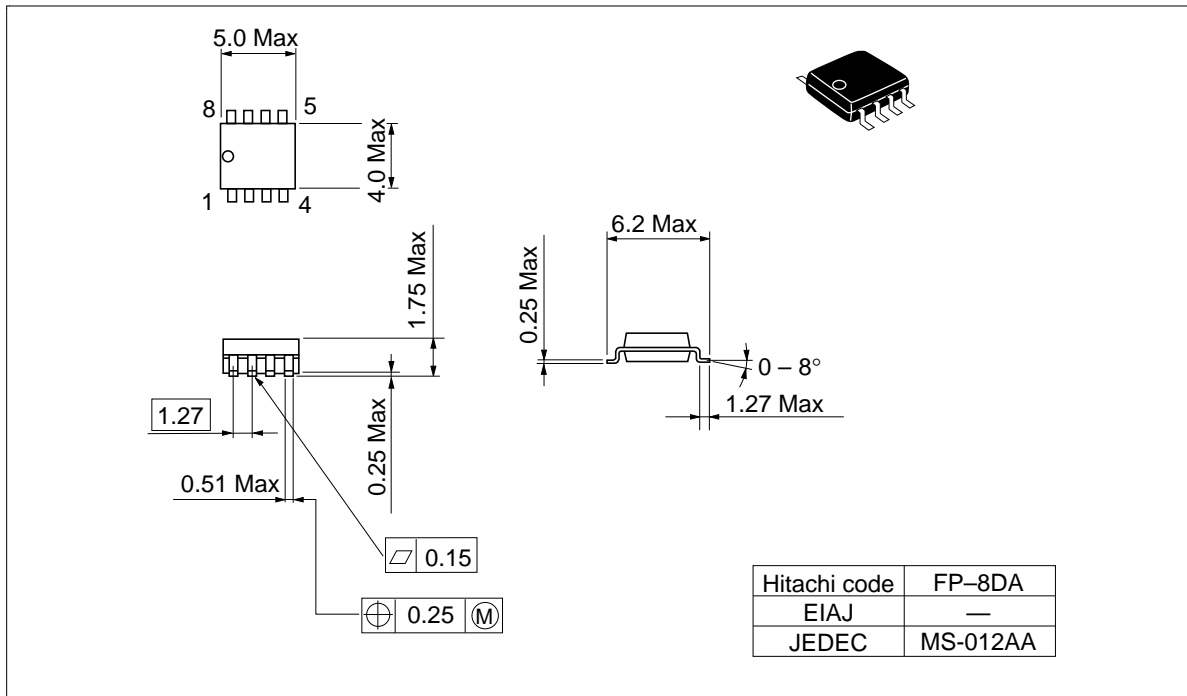
HAT2040R

Main Characteristics



Package Dimensions

Unit: mm



When using this document, keep the following in mind:

1. This document may, wholly or partially, be subject to change without notice.
2. All rights are reserved: No one is permitted to reproduce or duplicate, in any form, the whole or part of this document without Hitachi's permission.
3. Hitachi will not be held responsible for any damage to the user that may result from accidents or any other reasons during operation of the user's unit according to this document.
4. Circuitry and other examples described herein are meant merely to indicate the characteristics and performance of Hitachi's semiconductor products. Hitachi assumes no responsibility for any intellectual property claims or other problems that may result from applications based on the examples described herein.
5. No license is granted by implication or otherwise under any patents or other rights of any third party or Hitachi, Ltd.
6. **MEDICAL APPLICATIONS:** Hitachi's products are not authorized for use in **MEDICAL APPLICATIONS** without the written consent of the appropriate officer of Hitachi's sales company. Such use includes, but is not limited to, use in life support systems. Buyers of Hitachi's products are requested to notify the relevant Hitachi sales offices when planning to use the products in **MEDICAL APPLICATIONS**.

HITACHI

Hitachi, Ltd.

Semiconductor & IC Div.
Nippon Bldg., 2-6-2, Ohte-machi, Chiyoda-ku, Tokyo 100, Japan
Tel: Tokyo (03) 3270-2111
Fax: (03) 3270-5109

For further information write to:

Hitachi America, Ltd.
Semiconductor & IC Div.
2000 Sierra Point Parkway
Brisbane, CA. 94005-1835
U S A
Tel: 415-589-8300
Fax: 415-583-4207

Hitachi Europe GmbH
Electronic Components Group
Continental Europe
Dornacher Straße 3
D-85622 Feldkirchen
München
Tel: 089-9 91 80-0
Fax: 089-9 29 30 00

Hitachi Europe Ltd.
Electronic Components Div.
Northern Europe Headquarters
Whitebrook Park
Lower Cookham Road
Maidenhead
Berkshire SL6 8YA
United Kingdom
Tel: 0628-585000
Fax: 0628-778322

Hitachi Asia Pte. Ltd.
16 Collyer Quay #20-00
Hitachi Tower
Singapore 0104
Tel: 535-2100
Fax: 535-1533

Hitachi Asia (Hong Kong) Ltd.
Unit 706, North Tower,
World Finance Centre,
Harbour City, Canton Road
Tsim Sha Tsui, Kowloon
Hong Kong
Tel: 27359218
Fax: 27306071