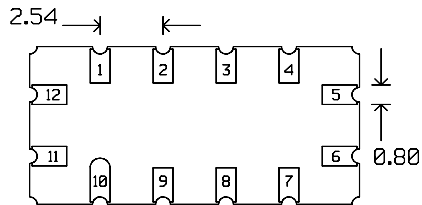
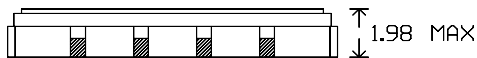
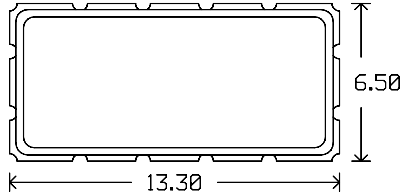




PACKAGE OUTLINE

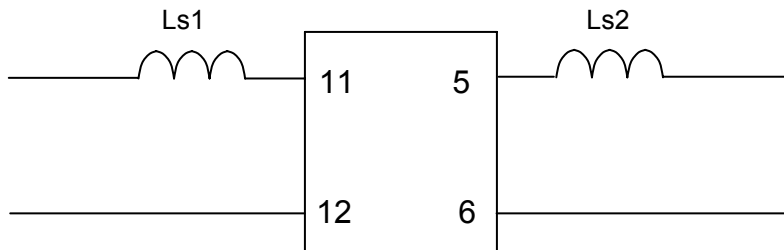


Units: mm

Pin Configuration:

Input: 11
 Input Return: 12
 Output: 5
 Output Return: 6
 Ground: All other pins

MATCHING CIRCUIT



Component values:

Ls1 = 120 nH Ls2 = 82 nH (Minimum Q = 45)

Notes

1. Recommended component tolerance: 5%
2. Optimum values may change depending on board layout. The values shown here are intended as a guide only.

