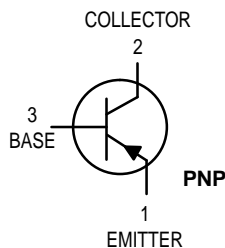
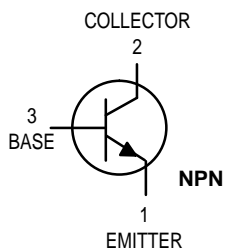


# Amplifier Transistors



**NPN**  
**BC368, -25**  
**PNP**  
**BC369**

Voltage and current are negative  
for PNP transistors

## MAXIMUM RATINGS

Rating	Symbol	Value	Unit
Collector–Emitter Voltage	$V_{CEO}$	20	Vdc
Collector–Emitter Voltage	$V_{CES}$	25	Vdc
Emitter–Base Voltage	$V_{EBO}$	5.0	Vdc
Collector Current — Continuous	$I_C$	1.0	Adc
Total Device Dissipation @ $T_A = 25^\circ\text{C}$ Derate above $25^\circ\text{C}$	$P_D$	625	mW
		5.0	mW/ $^\circ\text{C}$
Total Device Dissipation @ $T_C = 25^\circ\text{C}$ Derate above $25^\circ\text{C}$	$P_D$	1.5	Watt
		12	mW/ $^\circ\text{C}$
Operating and Storage Junction Temperature Range	$T_J, T_{stg}$	-55 to +150	$^\circ\text{C}$

## THERMAL CHARACTERISTICS

Characteristic	Symbol	Max	Unit
Thermal Resistance, Junction to Ambient	$R_{\theta JA}$	200	$^\circ\text{C}/\text{W}$
Thermal Resistance, Junction to Case	$R_{\theta JC}$	83.3	$^\circ\text{C}/\text{W}$

## ELECTRICAL CHARACTERISTICS ( $T_A = 25^\circ\text{C}$ unless otherwise noted)

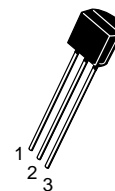
Characteristic	Symbol	Min	Typ	Max	Unit
----------------	--------	-----	-----	-----	------

## OFF CHARACTERISTICS

Collector–Emitter Breakdown Voltage ( $I_C = 10\text{ mA}, I_B = 0$ )	$V_{(BR)CEO}$	20	—	—	Vdc
Collector–Base Breakdown Voltage ( $I_C = 100\text{ }\mu\text{A}, I_E = 0$ )	$V_{(BR)CBO}$	25	—	—	Vdc
Emitter–Base Breakdown Voltage ( $I_E = 100\text{ }\mu\text{A}, I_C = 0$ )	$V_{(BR)EBO}$	5.0	—	—	Vdc
Collector Cutoff Current ( $V_{CB} = 25\text{ V}, I_E = 0$ ) ( $V_{CB} = 25\text{ V}, I_E = 0, T_J = 150^\circ\text{C}$ )	$I_{CBO}$	—	—	10	$\mu\text{Adc}$
		—	—	1.0	mAdc
Emitter Cutoff Current ( $V_{EB} = 5.0\text{ V}, I_C = 0$ )	$I_{EBO}$	—	—	10	$\mu\text{Adc}$

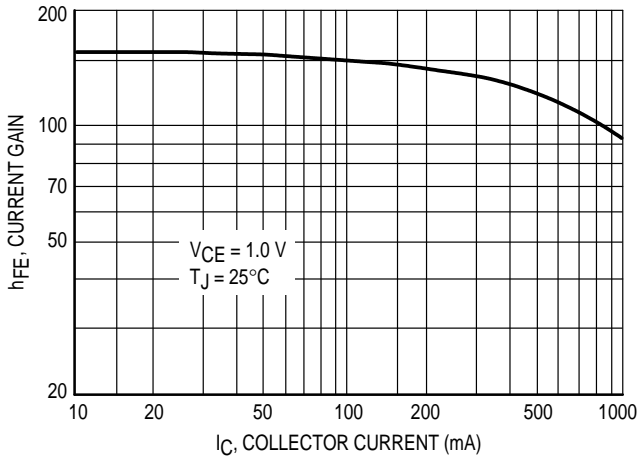
## ON CHARACTERISTICS

DC Current Gain ( $V_{CE} = 10\text{ V}, I_C = 5.0\text{ mA}$ ) ( $V_{CE} = 1.0\text{ V}, I_C = 0.5\text{ A}$ )  ( $V_{CE} = 1.0\text{ V}, I_C = 1.0\text{ A}$ )	$h_{FE}$	50 85 170 60	— — — —	— — 375 375	—
Bandwidth Product ( $I_C = 10\text{ mA}, V_{CE} = 5.0\text{ V}, f = 20\text{ MHz}$ )	$f_T$	65	—	—	MHz
Collector–Emitter Saturation Voltage ( $I_C = 1.0\text{ A}, I_B = 100\text{ mA}$ )	$V_{CE(sat)}$	—	—	0.5	V
Base–Emitter On Voltage ( $I_C = 1.0\text{ A}, V_{CE} = 1.0\text{ V}$ )	$V_{BE(on)}$	—	—	1.0	V

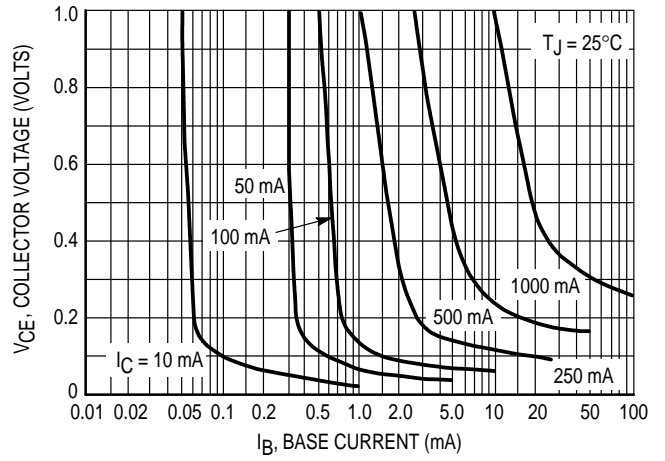


CASE 29-04, STYLE 14  
TO-92 (TO-226AA)

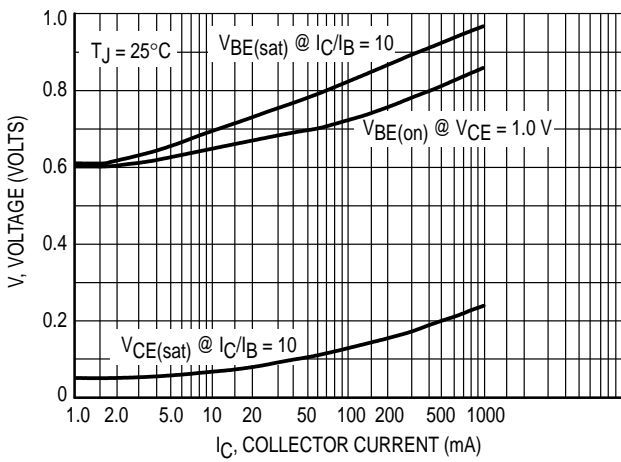
**NPN BC368, -25 PNP BC369**



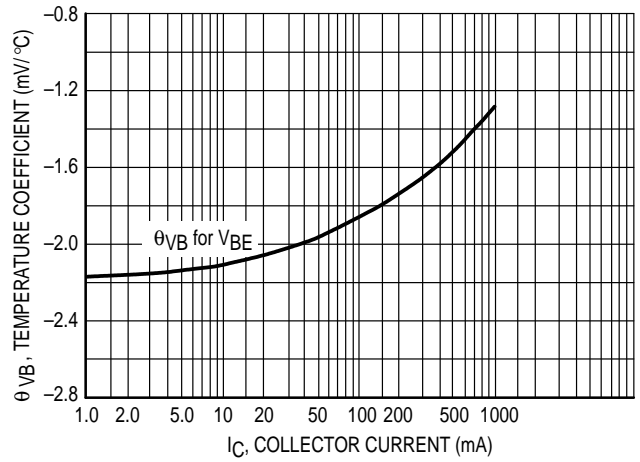
**Figure 1. DC Current Gain**



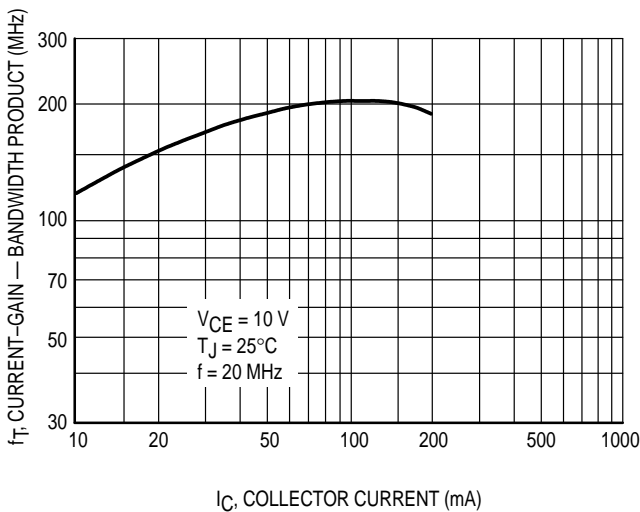
**Figure 2. Collector Saturation Region**



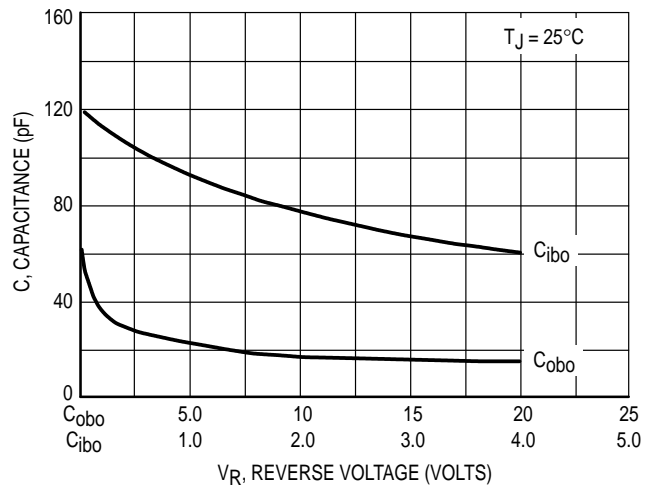
**Figure 3. "On" Voltages**



**Figure 4. Temperature Coefficient**

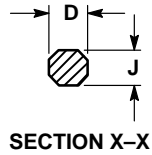
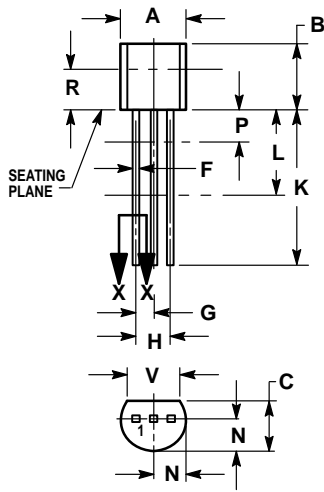


**Figure 5. Current-Gain — Bandwidth Product**



**Figure 6. Capacitance**

PACKAGE DIMENSIONS



SECTION X-X

CASE 029-04  
(TO-226AA)  
ISSUE AD

NOTES:


1. DIMENSIONING AND TOLERANCING PER ANSI Y14.5M, 1982.
2. CONTROLLING DIMENSION: INCH.
3. CONTOUR OF PACKAGE BEYOND DIMENSION R IS UNCONTROLLED.
4. DIMENSION F APPLIES BETWEEN P AND L. DIMENSION D AND J APPLY BETWEEN L AND K MINIMUM. LEAD DIMENSION IS UNCONTROLLED IN P AND BEYOND DIMENSION K MINIMUM.

DIM	INCHES		MILLIMETERS	
	MIN	MAX	MIN	MAX
A	0.175	0.205	4.45	5.20
B	0.170	0.210	4.32	5.33
C	0.125	0.165	3.18	4.19
D	0.016	0.022	0.41	0.55
F	0.016	0.019	0.41	0.48
G	0.045	0.055	1.15	1.39
H	0.095	0.105	2.42	2.66
J	0.015	0.020	0.39	0.50
K	0.500	—	12.70	—
L	0.250	—	6.35	—
N	0.080	0.105	2.04	2.66
P	—	0.100	—	2.54
R	0.115	—	2.93	—
V	0.135	—	3.43	—

STYLE 14:

- PIN 1. EMITTER
2. COLLECTOR
3. BASE

# NPN BC368, -25 PNP BC369

Motorola reserves the right to make changes without further notice to any products herein. Motorola makes no warranty, representation or guarantee regarding the suitability of its products for any particular purpose, nor does Motorola assume any liability arising out of the application or use of any product or circuit, and specifically disclaims any and all liability, including without limitation consequential or incidental damages. "Typical" parameters which may be provided in Motorola data sheets and/or specifications can and do vary in different applications and actual performance may vary over time. All operating parameters, including "Typicals" must be validated for each customer application by customer's technical experts. Motorola does not convey any license under its patent rights nor the rights of others. Motorola products are not designed, intended, or authorized for use as components in systems intended for surgical implant into the body, or other applications intended to support or sustain life, or for any other application in which the failure of the Motorola product could create a situation where personal injury or death may occur. Should Buyer purchase or use Motorola products for any such unintended or unauthorized application, Buyer shall indemnify and hold Motorola and its officers, employees, subsidiaries, affiliates, and distributors harmless against all claims, costs, damages, and expenses, and reasonable attorney fees arising out of, directly or indirectly, any claim of personal injury or death associated with such unintended or unauthorized use, even if such claim alleges that Motorola was negligent regarding the design or manufacture of the part. Motorola and  registered trademarks of Motorola, Inc. Motorola, Inc. is an Equal Opportunity/Affirmative Action Employer.

Mfax is a trademark of Motorola, Inc.

## How to reach us:

**USA/EUROPE/Locations Not Listed:** Motorola Literature Distribution;  
P.O. Box 5405, Denver, Colorado 80217. 1-303-675-2140 or 1-800-441-2447

**JAPAN:** Motorola Japan Ltd.; SPD, Strategic Planning Office, 141,  
4-32-1 Nishi-Gotanda, Shinagawa-ku, Tokyo, Japan. 81-3-5487-8488

**Customer Focus Center: 1-800-521-6274**

**Mfax™:** RMFAX0@email.sps.mot.com – TOUCHTONE 1-602-244-6609  
Motorola Fax Back System – US & Canada ONLY 1-800-774-1848  
– http://sps.motorola.com/mfax/

**ASIA/PACIFIC:** Motorola Semiconductors H.K. Ltd.; Silicon Harbour Centre,  
2, Dai King Street, Tai Po Industrial Estate, Tai Po, N.T., Hong Kong.  
852-26668334

**HOME PAGE:** <http://motorola.com/sps/>



**MOTOROLA**



**BC368/D**