

# KP1010A, KP1010B, KP1010C & KP1010D FILTER BOX FANS



KP1010A

## STANDARD FEATURES

- Baked Powder Finish
- 700 CFM Capacity
- Exceptionally quiet
- Rugged construction
- UL/CSA precision ball-bearing motors
- 36" [914.4mm] (minimum) type SJT three-wire cord with molded plug

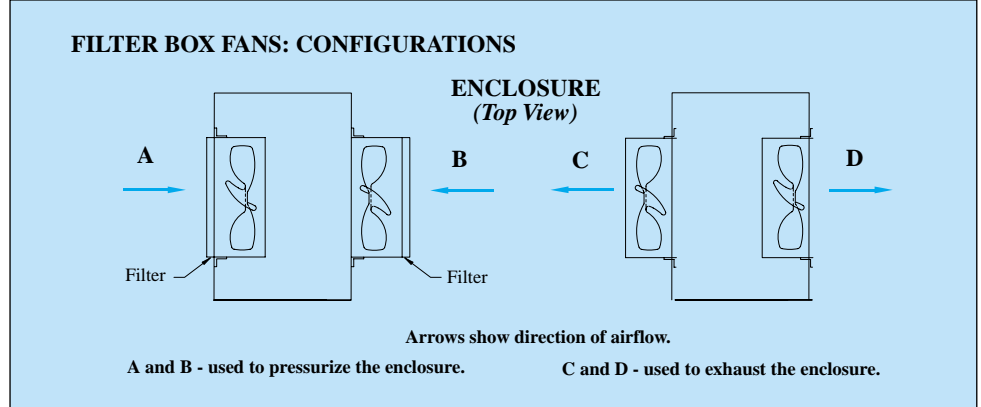
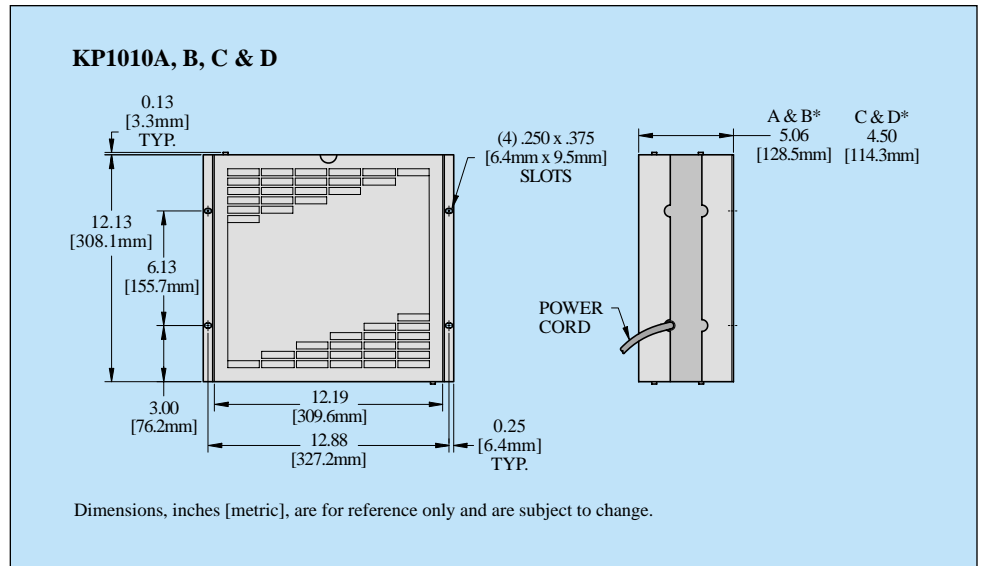
## ACCESSORIES AND OPTIONS\*

- Filter Recoating Adhesive
- Filters for replacement
- Special external paint finishes
- Special line cord or connectors

\*See opposite side for more information.

## APPROXIMATE WEIGHT

15 lbs. [6.8 kg]



## TECHNICAL DATA\*\*

Model	CFM@ 0-inches	RPM Nominal	Amps		Watts
			Run	L.R.	
KP1010	700	1525	1.4	1.6	110

\*\* 115V, 60 Hz. operation

NOTE: Fans feature neoprene vibration isolation mounts.

## FILTERS

Model	Filter P/N
KP1010	10101F

## HOW TO ORDER

Specify model number, adding configuration suffix (A, B, C or D). Example: KP1010B. For 230 VAC operation, add a 2 after the K. Example: K2P1010B.

For assistance in model selection, refer to the *Blower and Fan Selection Guides*, contact KOOLTRONIC, or use one of our design aid software programs, available FREE.

CALL 1-800-321-KOOL (6556)  
or FAX 609-466-1114

## DESCRIPTION

**FILTER BOX FANS:** Reversible designs allow user to push or pull air through the enclosure. In addition, these fans can be installed internally or externally, vertically or horizontally, with or without a filter on either side. With the KOOLTRONIC special motor-mount isolation system, these fans operate virtually vibration-free. Front and rear grilles can be adjusted to accommodate or omit filter. Filters are easily removable for cleaning and replacement.

KOOLTRONIC also designs and manufactures a variety of fans to meet unique specifications. We invite your inquiries about our modification and custom-design capabilities.

**POPULAR MODELS ARE STOCKED AND READY TO SHIP**

**CAUTION:** We strongly recommend proper guarding of fans to prevent serious injury.

# KP1010A, B, C & D FILTER BOX FANS PERFORMANCE CHART

Airflow vs. static pressure curves are shown for 60 Hz and 50 Hz (broken line) inputs. Static pressure is in inches of water.

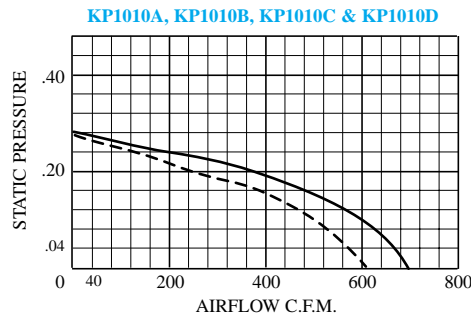
## CONVERSION FACTORS

Multiply airflow in cubic feet per minute (CFM) by:

- 1.7 to obtain airflow in cubic meters per hour (m<sup>3</sup>/hr.)
- 0.47 to obtain airflow in liters per second (L/S)

Multiply static pressure in inches of water ("H<sub>2</sub>O) by:

- 25.4 to obtain static pressure in millimeters of water (mm H<sub>2</sub>O)
- 249 to obtain static pressure in Pascals (Pa)



[www.DataSheet.in](http://www.DataSheet.in)

## STANDARD FEATURES

**RUGGED CONSTRUCTION:** Precision-engineered heavy-gauge steel construction insures fans stand up under tough applications.

**BAKED POWDER FINISH:** Durable, baked-on gray powder finish is standard. Other finishes are available.

**PRECISION BALL-BEARING MOTORS:** All motors, whether permanent split capacitor or shaded pole, are UL/CSA Recognized and include automatic-reset thermal overload protection. Designed for low temperature rise, KOOLTRONIC motors are also cooled by the fans' intake air, for maximum motor life. All motors meet Federal Specification CC-M-1807A, and include double-sealed or double-shielded precision ball bearings which meet Federal Specification FF-B-171A. Special permanent lubricants perform over a broad temperature range: -20°F (-28.9°C) to 250°F (121.1°C). Consult KOOLTRONIC for motors designed to meet military or extreme environmental specifications.

**POWER:** 115 VAC or 230 VAC, 50/60 Hz is standard. For multi-phase power, other voltages and frequencies or brushless DC applications, consult KOOLTRONIC.

## ACCESSORIES AND OPTIONS\*

**FILTER RECOATING ADHESIVE:** This compound is a superior product for recoating all permanent filters after washing. The adhesives penetrate dirt layers to keep the filter surface tacky for longer effective performance between washings. Part No. A-16 - one pint container.

**FILTERS FOR REPLACEMENT:** All KOOLTRONIC filters consist of a multi-layer grid of sturdy corrugated aluminum, securely held in a one-piece aluminum frame. Filters are required wherever air is drawn into an electronics enclosure or related cooling equipment to keep internal parts as clean as possible. A non-drying adhesive coating traps a high percentage of particulate matter. These washable, reusable filters are designed to last the life of the cooling unit. Replacements are available for those which become damaged or otherwise non-serviceable.

KP1010 - Part No. 10101F

**SPECIAL EXTERNAL PAINT FINISHES**

**SPECIAL LINE CORD OR CONNECTORS**

\*Contact KOOLTRONIC for information.

## ADDITIONAL SPECIFICATIONS

**ENCLOSURES:** Precision-engineered baked powder coated heavy-gauge steel construction. See dimensional data for sizes.

**POWER CORD:** 36" [914.4mm] (minimum) type SJT three-wire cord with [molded plug, internally grounded and securely locked to case by strain relief bushing. 230 VAC, 50/60 Hz units are supplied without plugs.

**GRILLES:** Include attractive stainless steel grilles on both front and rear. Grilles comply with OSHA and UL safety standards.

**PERMANENT FILTER:** Furnished with each packaged fan. Recommended wherever air is drawn into the electronics cabinet. Designed to last the life of the unit, filters consist of a multi-layer grid of sturdy corrugated aluminum in a one-piece aluminum frame. Adhesive coated to trap particulate matter, they are easy to remove, wash and treat with KOOLTRONIC A-16, an adhesive rejuvenating spray. Filters must be kept free of accumulations, to prevent reduction or loss of performance and/or damage to equipment.

KOOLTRONIC also designs and manufactures a variety of Fans to meet *unique* specifications. We invite your inquiries about our modification and custom-design capabilities.