


1,550nm Continuous Wave DFB Laser

FLD5F15CX-L

FEATURES

- Continuous Wave (CW) Light Source for DWDM system
- Output Power: 16dBm
- Available at L-band ITU-T Wavelengths between 1570.416 to 1608.329nm
- Built-in TEC, Thermistor, Monitor PIN PD and Optical Isolator
- Polarization maintaining (PANDA) fiber



APPLICATIONS

10 and 40 Gb/s long haul DWDM Transmission systems.

DESCRIPTION

The laser is for a high power (16dBm) CW operation, at selected L-band ITU-T grid wavelengths. The module includes an optical isolator monitor photodiode, thermistor and a thermo-electric cooler. This laser is designed for use with external modulation components (such as LiNbO₃ modulators). The device comes in “butterfly” type, 14-pin package, and operates between 0 to 70°C.

ABSOLUTE MAXIMUM RATINGS (T_c=25°C, unless otherwise specified)

Parameter	Symbol	Condition	Rating		Unit
			Min.	Max.	
Storage Temperature	T _{stg}	-	-40	+85	°C
Operating Case Temperature	T _{op}	-	0	+70	°C
Optical Output Power	P _f	CW	-	50	mW
LD Forward Current	I _F	CW	-	420	mA
LD Reverse Voltage	V _R	CW	-	2	V
PD Reverse Voltage	V _{DR}	-	-	20	V
PD Forward Current	I _{PF}	-	-	10	mA
Cooler Voltage	V _c	Cooling	-	+5.00	V
		Heating	-2.50	-	
Cooler Current	I _c	Cooling	-	+1.85	A
		Heating	-0.60	-	
Thermistor Temperature	T _{th}	ATC Operation	-	+70	°C
Lead Soldering Time	-	260°C	-	10	sec

OPTICAL AND ELECTRICAL CHARACTERISTICS (T_L=T_{set}, T_c=25°C, BOL, unless otherwise specified)

Parameter	Symbol	Test Conditions	Limits			Unit
			Min.	Typ.	Max.	
Laser Set Temperature (BOL)	T _{set}	-	15	-	35	°C
Optical Output Power	P _f	-	40	-	-	mW
Threshold Current	I _{th}	-	3	-	45	mA
Forward Voltage	V _F	-	-	-	3.0	V
Slope Efficiency	η	-	-	0.14	-	mW/mA
Operating Forward Current	I _{op}	-	-	-	350	mA
Peak Wavelength	λ _p	ORL>40dB	Note (3)			nm
Wavelength Drift	Δλ	20 years	-	-	200	pm
Wavelength Stability with Case Temperature	-	T _c =0 to +70°C	-1	-	1	pm/°C
Spectral Width (-3dB)	Δλ	ORL>40dB	-	5	10	MHz
Side Mode Suppression	Sr		35	-	-	dB
Monitor Current	I _m	P _f =40mW	0.1	-	2.0	mA
Monitor Dark Current	I _{dm}	V _{PD} =5V	-	-	100	nA
Monitor Capacitance	C _t	V _{PD} =5V, f=1 MHz	-	-	10	pF
Tracking Error (Note 1)	TE	I _m =constant, T _c =0 to +70°C	-0.5	-	+1.0	dB
Optical Isolation	I _S	T _c =0 to +70°C	22	-	-	dB
Polarization Extinction Ratio	PER		20	-	-	dB
Relative Intensity Noise	RIN	CW, ORL>40dB average of f=DC to 7.5GHz	-	-	-140	dB/Hz
Cooler Current	I _c	T _L =T _{set} , T _c =+70°C,	-	-	1.4	A
Cooler Voltage	V _c		-	-	4.2	V
Cooler Power	P _c		-	-	5.9	W
Thermistor Resistance	R _{th}	T _c , T _L =25°C	9.5	10.0	10.5	kΩ
Thermistor B Constant (Note 2)	B		3,270	3,450	3,630	K

Note 1. TE=10*log[P_f(T_c)/P_f(25)]

Note 2. Relation between resistance and temperature (°K) is: R_{th} (T) = R_{th} (25)*exp[B*(1/T-1/298)]

Note 3. The selected wavelength is available in accordance with Table 1.

Fig. 1 Forward Current vs Output Power

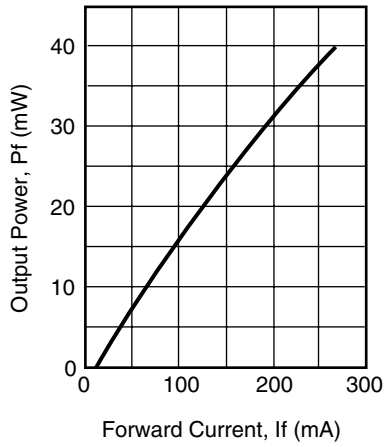


Fig. 2 Temperature Dependence of Wavelength(ACC Operation)

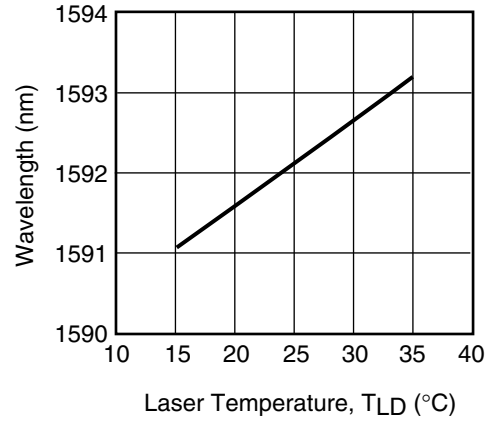


Fig. 3 Cooler Voltage -Current

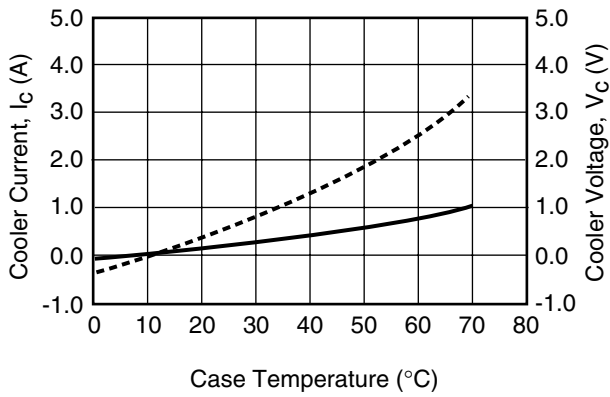


Fig.4 Spectrum

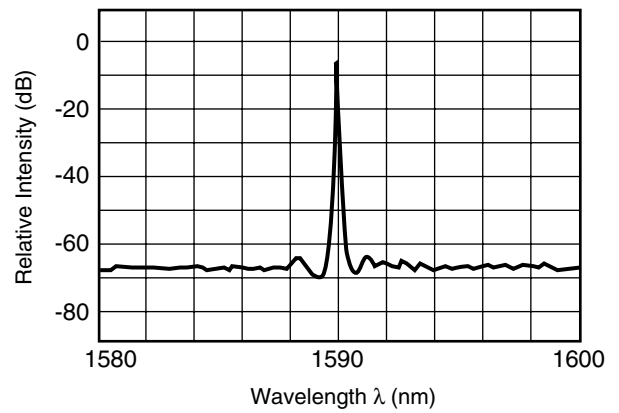


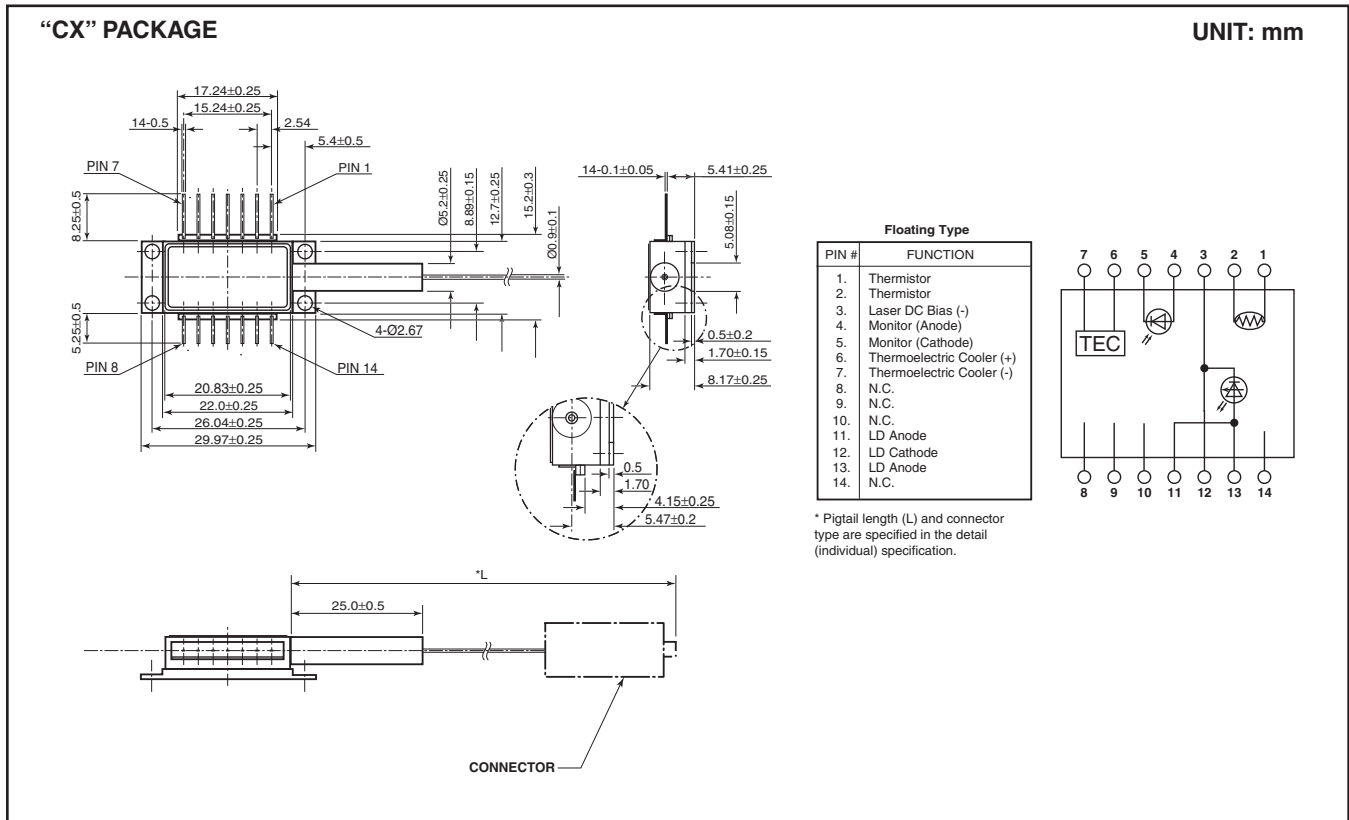
Table 1 Wavelength Table

Part Number	Wavelength (nm) (TL=Tset) (in vacuum)	Tolerance (nm)
FLD5F15CX-L9090	1570.416	±0.01
FLD5F15CX-L9080	1571.239	±0.01
FLD5F15CX-L9070	1572.063	±0.01
FLD5F15CX-L9060	1572.888	±0.01
FLD5F15CX-L9050	1573.714	±0.01
FLD5F15CX-L9040	1574.540	±0.01
FLD5F15CX-L9030	1575.368	±0.01
FLD5F15CX-L9020	1576.196	±0.01
FLD5F15CX-L9010	1577.025	±0.01
FLD5F15CX-L9000	1577.855	±0.01
FLD5F15CX-L8990	1578.686	±0.01
FLD5F15CX-L8980	1579.518	±0.01
FLD5F15CX-L8970	1580.350	±0.01
FLD5F15CX-L8960	1581.184	±0.01
FLD5F15CX-L8950	1582.018	±0.01
FLD5F15CX-L8940	1582.854	±0.01
FLD5F15CX-L8930	1583.690	±0.01
FLD5F15CX-L8920	1584.527	±0.01
FLD5F15CX-L8910	1585.365	±0.01
FLD5F15CX-L8900	1586.203	±0.01
FLD5F15CX-L8890	1587.043	±0.01
FLD5F15CX-L8880	1587.884	±0.01
FLD5F15CX-L8870	1588.725	±0.01

Part Number	Wavelength (nm) (TL=Tset) (in vacuum)	Tolerance (nm)
FLD5F15CX-L8860	1589.568	±0.01
FLD5F15CX-L8850	1590.411	±0.01
FLD5F15CX-L8840	1591.255	±0.01
FLD5F15CX-L8830	1592.100	±0.01
FLD5F15CX-L8820	1592.946	±0.01
FLD5F15CX-L8810	1593.793	±0.01
FLD5F15CX-L8800	1594.641	±0.01
FLD5F15CX-L8790	1595.489	±0.01
FLD5F15CX-L8780	1596.339	±0.01
FLD5F15CX-L8770	1597.189	±0.01
FLD5F15CX-L8760	1598.041	±0.01
FLD5F15CX-L8750	1598.893	±0.01
FLD5F15CX-L8740	1599.746	±0.01
FLD5F15CX-L8730	1600.600	±0.01
FLD5F15CX-L8720	1601.455	±0.01
FLD5F15CX-L8710	1602.311	±0.01
FLD5F15CX-L8700	1603.168	±0.01
FLD5F15CX-L8690	1604.026	±0.01
FLD5F15CX-L8680	1604.885	±0.01
FLD5F15CX-L8670	1605.744	±0.01
FLD5F15CX-L8660	1606.605	±0.01
FLD5F15CX-L8650	1607.466	±0.01
FLD5F15CX-L8640	1608.329	±0.01

1,550nm Continuous Wave DFB Laser

FLD5F15CX-L



For further information please contact:

Eudyna Devices USA Inc.

2355 Zanker Rd.
San Jose, CA 95131-1138, U.S.A.
TEL: (408) 232-9500
FAX: (408) 428-9111
www.us.eudyna.com

Eudyna Devices Europe Ltd.

Network House
Norreys Drive
Maidenhead, Berkshire SL6 4FJ
United Kingdom
TEL: +44 (0) 1628 504800
FAX: +44 (0) 1628 504888

Eudyna Devices Asia Pte Ltd.

Hong Kong Branch
Rm. 1101, Ocean Centre, 5 Canton Rd.
Tsim Sha Tsui, Kowloon, Hong Kong
TEL: +852-2377-0227
FAX: +852-2377-3921

Eudyna Devices Inc.

Sales Division
1, Kanai-cho, Sakae-ku
Yokohama, 244-0845, Japan
TEL: +81-45-853-8156
FAX: +81-45-853-8170

CAUTION

Eudyna Devices Inc. products contain **gallium arsenide (GaAs)** which can be hazardous to the human body and the environment. For safety, observe the following procedures:

- Do not put this product into the mouth.
- Do not alter the form of this product into a gas, powder, or liquid through burning, crushing, or chemical processing as these by-products are dangerous to the human body if inhaled, ingested, or swallowed.
- Observe government laws and company regulations when discarding this product. This product must be discarded in accordance with methods specified by applicable hazardous waste procedures.

Eudyna Devices Inc. reserves the right to change products and specifications without notice. The information does not convey any license under rights of Eudyna Devices Inc. or others.

© 2004 Eudyna Devices USA Inc.
Printed in U.S.A.