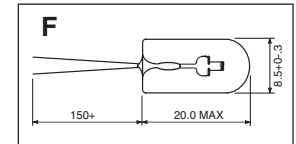
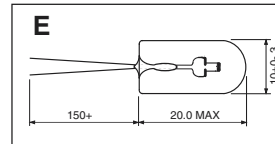
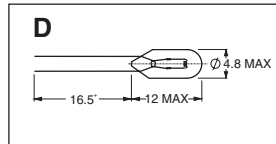


Unbased Lens-End Lamps

Line No.	Part No.	Volts	Amps	Lux*	Color Temp. Degrees Kelvin	Life Hours	Vacuum Or Gas	Filament Type	Drawing
1	169-1	2.5	0.350	1,550	2,170	30,000	V	C-6	A
2	180-1	2.5	0.350	2,100	2,250	15,000	V	C-6	A
3	172-1	3.5	0.450	1,600	2,230	30,000	G	C-6	A
4	173-1	3.5	0.600	12,000	2,930	100	G	C-6	A
5	185-1	3.5	0.740	13,000	3,050	40	G	C-6	C
6	179-1	3.5	0.740	13,000	3,000	35	G	C-6	A
7	174-1	5.0	0.170	880	2,300	12,500	V	C-2R	B

* Lux at 50mm



Unbased Lamps

Line No.	Part No.	Volts	Amps	M.S.C.P.	Lumens	Color Temp. Degrees Kelvin	Life Hours	Vacuum Or Gas	Filament Type	Filament Dimensions Lgth. x Dia.	Drawing
8	161X	3.5	0.450	0.36	4.5	2,230	30,000	G	C-6	1.2 x 0.4	D
9	181	5.0	0.780	2.10	26.0	2,400	10,000	G	C-6	1.2 x 1.1	E
10	165	6.0	0.850	2.60	33.0	2,340	15,000	G	C-6	1.7 x 1.1	F