

# KBL400 - KBL410

# SILICON BRIDGE RECTIFIERS

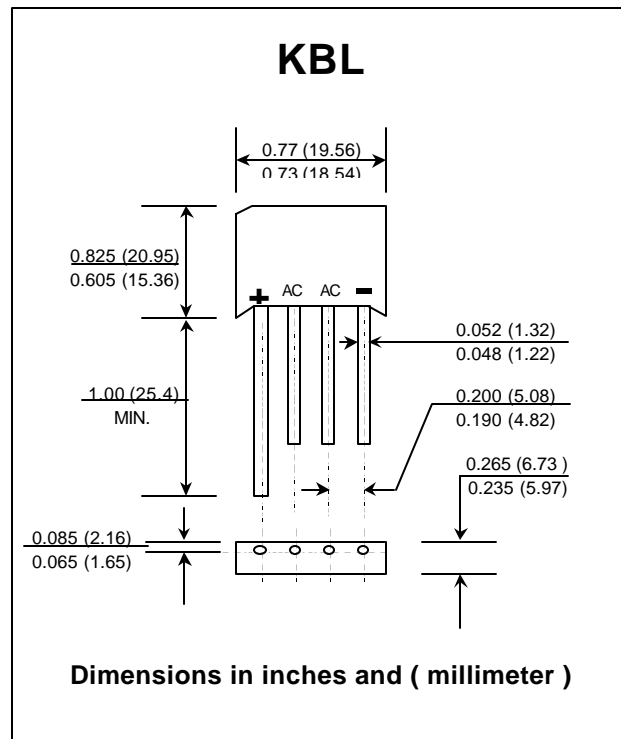
**PRV : 50 - 1000 Volts**  
**Io : 4.0 Amperes**

### FEATURES :

- \* High current capability
- \* High surge current capability
- \* High reliability
- \* Low reverse current
- \* Low forward voltage drop
- \* Ideal for printed circuit board

### MECHANICAL DATA :

- \* Case : Molded plastic
- \* Epoxy : UL94V-O rate flame retardant
- \* Terminals : Plated lead solderable per MIL-STD-202, Method 208 guaranteed
- \* Polarity : Polarity symbols marked on case
- \* Mounting position : Any
- \* Weight : 5.15 grams



## MAXIMUM RATINGS AND ELECTRICAL CHARACTERISTICS

Rating at 25 °C ambient temperature unless otherwise specified.  
 Single phase, half wave, 60 Hz, resistive or inductive load.  
 For capacitive load, derate current by 20%.

RATING	SYMBOL	KBL 400	KBL 401	KBL 402	KBL 404	KBL 406	KBL 408	KBL 410	UNIT
Maximum Recurrent Peak Reverse Voltage	V <sub>RRM</sub>	50	100	200	400	600	800	1000	Volts
Maximum RMS Voltage	V <sub>RMS</sub>	35	70	140	280	420	560	700	Volts
Maximum DC Blocking Voltage	V <sub>DC</sub>	50	100	200	400	600	800	1000	Volts
Maximum Average Forward Current T <sub>c</sub> =50°C	I <sub>F(AV)</sub>	4.0							Amps.
Peak Forward Surge Current Single half sine wave Superimposed on rated load (JEDEC Method)	I <sub>FSM</sub>	200							Amps.
Rating for fusing ( t < 8.3 ms. )	I <sup>2</sup> t	166							A <sup>2</sup> S
Maximum Forward Voltage per Diode at I <sub>F</sub> = 4 Amps.	V <sub>F</sub>	1.1							Volts
Maximum DC Reverse Current Ta = 25 °C at Rated DC Blocking Voltage Ta = 100 °C	I <sub>R</sub>	10							µA
	I <sub>R(H)</sub>	1.0							mA
Typical Thermal Resistance ( Note 1 )	R <sub>θJA</sub>	10							°C/W
Operating Junction Temperature Range	T <sub>J</sub>	- 50 to + 150							°C
Storage Temperature Range	T <sub>STG</sub>	- 50 to + 150							°C

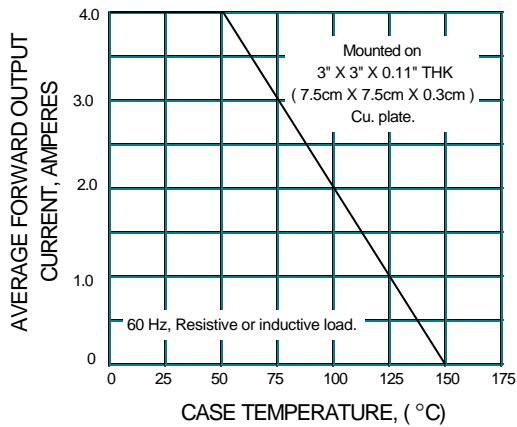
### Notes :

1 ) Thermal resistance from Junction to Ambient with units mounted on a 3" X 3" X 0.11" THK ( 7.5cm X 7.5cm X 0.3cm ) Cu. plate.

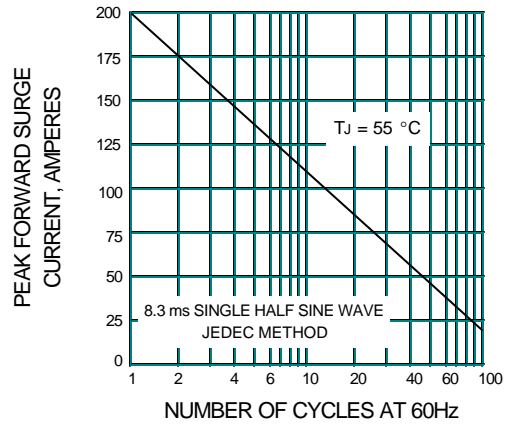
**UPDATE : APRIL 23,1998**

## RATING AND CHARACTERISTIC CURVES ( KBL400 - KBL410 )

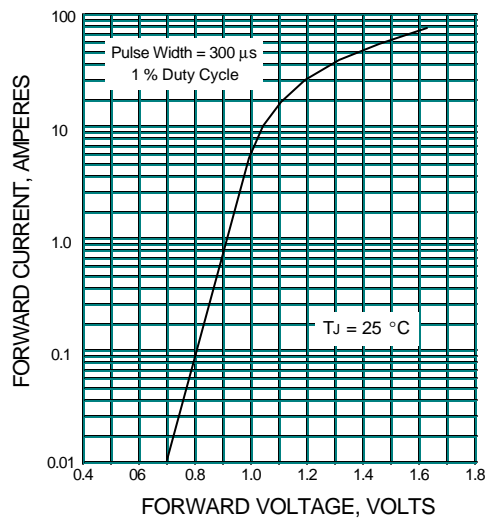
**FIG.1 - DERATING CURVE FOR OUTPUT RECTIFIED CURRENT**



**FIG.2 - MAXIMUM NON-REPETITIVE PEAK FORWARD SURGE CURRENT**



**FIG.3 - TYPICAL FORWARD CHARACTERISTICS PER DIODE**



**FIG.4 - TYPICAL REVERSE CHARACTERISTICS**

