



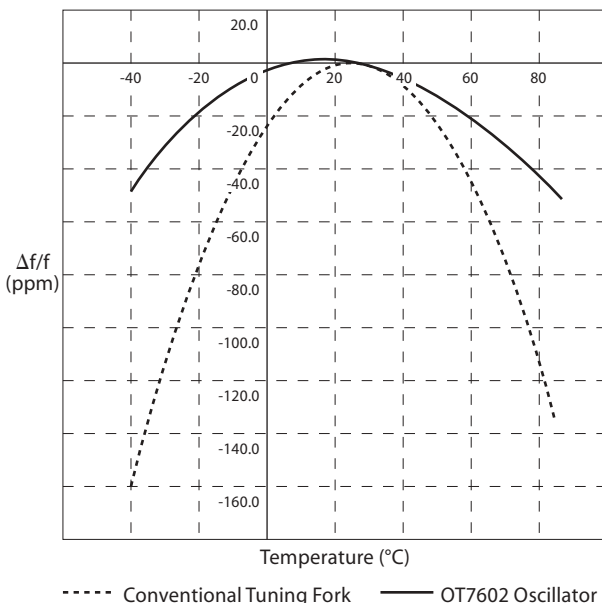


Scale 2:1

## Features

-  **Excellent temperature performance**
-  **Low power consumption**
-  **High shock and vibration resistance**
-  **Miniature ceramic package**

## Temperature Characteristics



## Specifications

Parameters	Product	Option Codes
	OT7602C1	
<b>Frequency:</b>	32.7680kHz	■
<b>Calibration tolerance:</b>	±30ppm ±20ppm ±10ppm Other	■ □ □ □
<b>Frequency stability:</b>	0 ~ -10ppm (0 to +50°C) 0 ~ -30ppm (-20 to +70°C) 0 ~ -50ppm (-40 to +85°C)	■ ■ ■
<b>Operating temperature range:</b>	-40 to +85°C	■
<b>Storage temperature range:</b>	-55 to +125°C	■
<b>Turnover temperature (T<sub>0</sub>):</b>	+20°C	■
<b>Frequency / temp coefficient:</b>	-0.012ppm/°C <sup>2</sup>	■
<b>Supply voltage (V<sub>DD</sub>):</b>	2.3 ~ 3.6V	■
<b>Voltage coefficient:</b>	±3ppm/V max	■
<b>Supply current:</b>	7μA typ, 10μA max (V <sub>DD</sub> = 3.3V, no load)	■
<b>Driving ability:</b>	15pF CMOS	■
<b>Output voltage:</b>	'0' level (I <sub>VOL</sub> ) = 0.4V max '1' level (I <sub>VOH</sub> ) = V <sub>DD</sub> - 0.4V min	■ ■
<b>Start up time:</b>	0.3s max	■
<b>Waveform symmetry:</b>	49:51 max @ 50%V <sub>DD</sub>	■
<b>Rise / fall times:</b>	100ns max	■
<b>Enable / disable function:</b>	Tristate (control via pad 1)	■
<b>Ageing:</b>	±3ppm max first year	■
<b>Shock and vibration resistance:</b>	±5ppm, 5,000g, 0.3ms, ½ sine ±5ppm, 20g, 10.0 ~ 2,000Hz	■ ■
<b>Soldering condition:</b>	Reflow, 260°C, 20 sec max	■

■ Standard. □ Optional - Please specify required code(s) when ordering

## Enable / Disable Function

Input (pad 1)	Output (pad 3)
Open	Enabled
'1' level	Enabled
'0' level	High Impedance

## Ordering Information

Package type + option codes (if necessary) + frequency  
 eg: **OT7602C1 32.768kHz** ±30ppm (standard)  
**OT7602C1/A 32.768kHz** ±10ppm  
 Option code X (eg OT7602C1/X) denotes a custom spec.

- ◆ Available on T&R - 1k, 2k or 4k pcs per reel.
- ◆ Refer to our website for T&R and soldering details.