




100/1000BASE-T TRANSFORMER MODULES

Networking Components

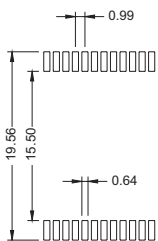
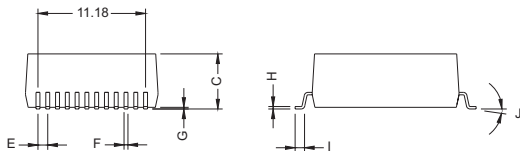
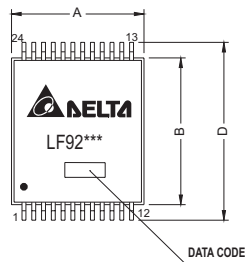


ELECTRICAL CHARACTERISTICS @25°C

Rise Time & Fall Time @5.0ns (Max), Hi-Pot Test @60Sec, 1500Vrms, OCL @8mA DC Bias 350uH (Min)														
Model	Insertion Loss (dB Max)			Return Loss (dB Min)				Cross Talk (dB Min)			Com. To Com. Rejection (dB Min)	Diff. To Com. Mode Rejection (dB Min)		Turns Ratio TX/RX (±5%)
	1-60	60-100	100-125	1-30	30-40	40-50	50-100	1-30	30-60	60-100	1-100	1-60	60-100	1
	MHz			MHz				MHz			MHz	MHz		MHz
LF9207A	-0.5	-1.0	-1.2	-16	-13.5	-11.5	-10	-40	-38	-33	-30	-40	-30	1:1 / 1:1

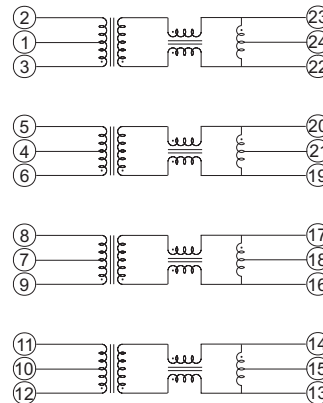
MECHANICAL CONSTRUCTION

SCHEMATICS



UNIT : mm / inch
 A = 13.77 ± 0.254 / 0.542 ± 0.010
 B = 15.24 ± 0.254 / 0.600 ± 0.010
 C = 5.72 ± 0.254 / 0.225 ± 0.010
 D = 18.80 ± 0.254 / 0.630 ± 0.010
 E = 0.99 / 0.039 (TYP)
 F = 0.41 ± 0.127 / 0.016 ± 0.005
 G = 0.254 ± 0.127 / 0.010 ± 0.005
 H = 0.254 / 0.010 (TYP)
 I = 1.14 / 0.045 (REF)
 J = 0°~8°

LF9207A



DELTA ELECTRONICS, INC.

(TAOYUAN PLANT CPBG) 252, SAN YING ROAD, KUEI SAN INDUSTRIAL ZONE, TAOYUAN SHIEN, TAIWAN, R.O.C.
 TEL: 886-3-3591968; FAX: 886-3-3591991
 Http://www.deltaww.com/products/networking