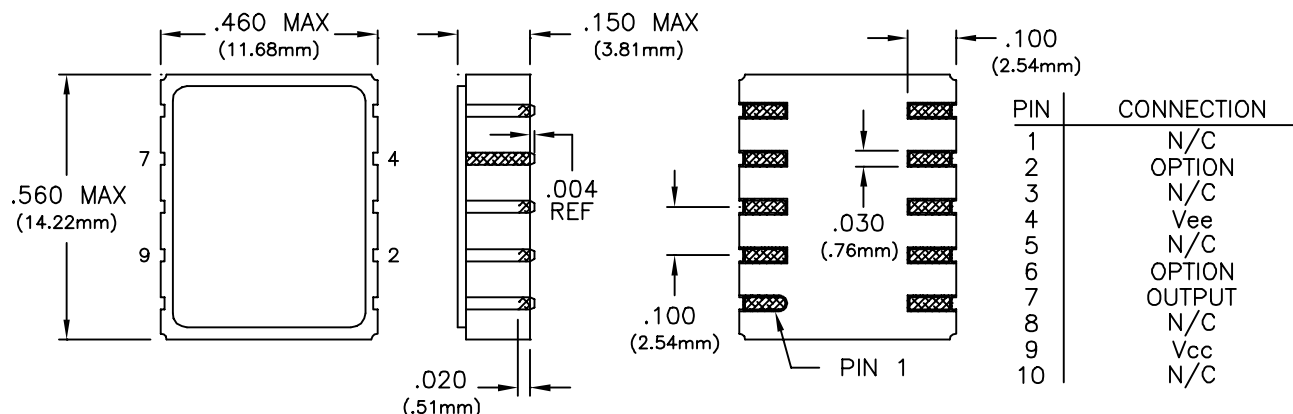


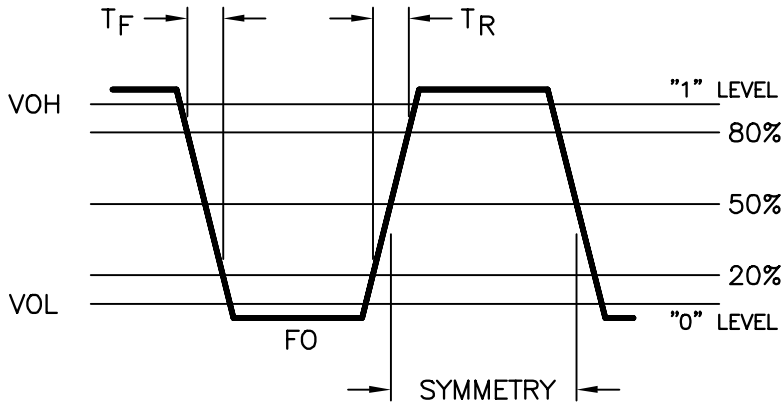
**SURFACE MOUNT PECL OSCILLATORS**

SPECIFICATIONS		EH93-51*	EH93-52*	EH93-53*
Frequency Range		13MHz to 185MHz	13MHz to 200MHz	
Frequency Stability		±25ppm	±50ppm	±100ppm
		(Inclusive of calibration tolerance at 25°C, operating temperature range, input voltage change, load change, aging, shock and vibration)		
Temperature Range		0°C to +70°C		
Waveform		PECL Squarewave, 10K Compatible		
Load		Output must be terminated into 50 ohms to Vcc-2V		
Voltage Voh		3.98 Minimum , 4.26 Maximum		
Vol		3.05 Minimum , 3.40 Maximum		
Duty Cycle		45/55 Maximum at 3.67V		
Rise/Fall Time		2.3nS Maximum		
Jitter (RMS)		1.0ps RMS Maximum over 12KHz to 20MHz bandwidth 5.0ps RMS Maximum over 10Hz to 20MHz bandwidth		
Supply Voltage		+5Vdc ±5%		
Supply Current		85mA Maximum		
Package		Ceramic, hermetically sealed package		
Options * (add letter to end of model number)		0	Pin 2 and Pin 6: No Connection	
		1	Pin 6: Complementary Output , Pin 2: No Connection	
		2	Pin 2: Enable/Disable , Pin 6: No Connection Enable; Low Level, Vil (3.40V Max) , Disable; High Level, Vih (3.87V Min) NOTE: When oscillator is disabled the output is in a low state (Vol)	
		3	Pin 2: Complementary Output , Pin 6: No Connection	
		4	Pin 6: Complementary Output , Pin 2: Enable/Disable Pin 6 Disables to low state (Vol), Pin 7 Disables to high state (Voh)	

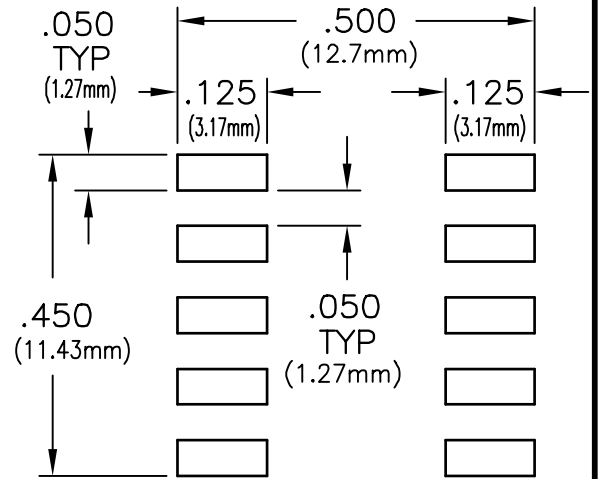


**SURFACE MOUNT PECL OSCILLATORS**

OUTPUT WAVEFORM



SUGGESTED PAD LAYOUT



TEST CIRCUIT

