



22×16.5×16.5

JZC-7F(N4099)

UL® US E158859

Patent No.: 99204096.5

Features

- Small size, light weight, Low price.
- Sensitive operation, good synchronism.
- Low coil power consumption.
- PC board mounting.
- Suitable for electrical application, telecommunication, automatic control, wireless radio remote control and sound control toy application.

Ordering Information

JZC-7F 10 DC12V S 0.6
1 2 3 4 5

1 Part number: JZC-7F (4099)

2 Contact Current: 01:1A; 05:5A; 10:10A

3 Coil rated Voltage(V): DC:3,6,9,12,24

4 Enclosure: S: Sealed type; NIL: Dust cover

5 Coil power consumption: 0.5:0.5W; 0.6:0.6W

Contact Data

Contact Arrangement	2A (DPSTNO)、2B (DPSTNC)、2C (DPDT(B-M))
Contact Material	Ag-CdO (Au clad) AgSnO ₂ (Au clad)
Contact Rating (resistive)	0.5W:1A,2A,3A/277VAC,30VDC; 0.6W:3A,5A,10A/277VAC,30VDC
Max. Switching Power	0.5W:90W 360VA; 0.6W:250W 1600VA
Max. Switching Voltage	50VDC 380VAC Max. Switching Current:10A
Contact Resistance or Voltage drop	≤50mΩ Item 3.12 of IEC255-7
Operation life	Electrical 10 ⁵ Item 3.30 of IEC255-7 Mechanical 10 ⁷ Item 3.31 of IEC255-7

Coil Parameter

Dash numbers	Coil voltage VDC		Coil resistance Ω±10%	Pickup voltage VDC(max) (75%of rated voltage)	release voltage VDC(min) (10% of rated voltage)	Coil power consumption W	Operate Time ms	Release Time ms
	Rated	Max.						
003-500	3	3.9	18	2.25	0.3	0.5	≤10	≤5
006-500	6	7.8	72	4.50	0.6			
009-500	9	11.7	162	6.75	0.9			
012-500	12	15.6	288	9.00	1.2			
024-500	24	31.2	1152	18.0	2.4			
003-600	3	3.9	15	2.25	0.3	0.6	≤10	≤5
006-600	6	7.8	60	4.50	0.6			
009-600	9	11.7	135	6.75	0.9			
012-600	12	15.6	240	9.00	1.2			
024-600	24	31.2	960	18.0	2.4			

CAUTION: 1.The use of any coil voltage less than the rated coil voltage will compromise the operation of the relay.
2.Pickup and release voltage are for test purposes only and are not to be used as design criteria.

Operation condition

Insulation Resistance	100M Ω min (at 500VDC)	Item 7 of IEC255-5
Dielectric Strength		
Between contacts	50Hz 750V	Item 6 of IEC255-5
Between contact and coil	50Hz 1000V	Item 6 of IEC255-5
Shock resistance	100m/s ² 11ms	IEC68-2-27 Test Ea
Vibration resistance	10~55Hz amplitude 1.5mm	IEC68-2-6 Test Fc
Terminals strength	10N	IEC68-2-21 Test Ua1
Solderability	235 $^{\circ}$ C \pm 2 $^{\circ}$ C 3 \pm 0.5s	IEC68-2-20 Test Ta method 1
Ambient Temperature	-40~70 $^{\circ}$ C	
Relative Humidity	85% (at 40 $^{\circ}$ C)	IEC68-2-3Test Ca
Mass	12g	

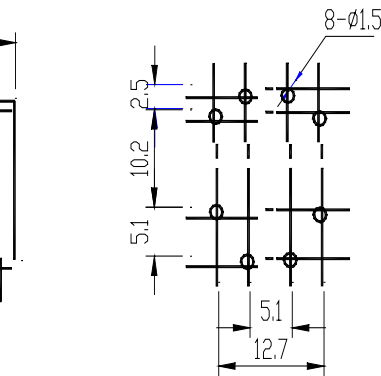
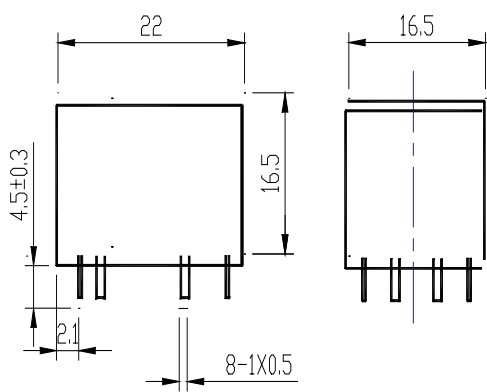
Qualification inspection:

Perform the qualification test as specified in the table IV of IEC255-19-1 and minimum sample size 24.

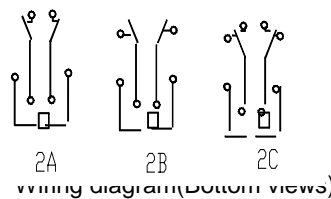
Safety approvals

Safety approval	UL&CUR
Load	5A/277VAC 30VDC

Dimensions (Unit: mm)



mm	inch
0.3	0.012
0.5	0.020
1.0	0.039
1.5	0.059
2.1	0.083
2.5	0.098
4.5	0.177
5.1	0.201
10.2	0.401
12.7	0.500
16.5	0.650
22	0.886



NOTES 1).Dimensions are in millimeter.

2).Inch equivalents are given for general information only.

Reference Data

