


C&K CRD Series 10mm DIP Coded Rotary Switches



DIP



Features/Benefits

- **Process sealed – withstands soldering and cleaning**
- **Thru-hole and surface mount models**
- **Crisp, positive detent ensures actuation**
- **Computer and peripherals**
- **Rohs compliant - options available**

Typical Applications

- **Address switching applications**
- **Data storage devices**
- **Computer and peripherals**
- **Instrumentation**

Specifications

CONTACT RATING: 0.4 V AC, DC 20 V max.
 ELECTRICAL LIFE: 20,000 steps min. @ 5 V DC 10 mA.
 MECHANICAL LIFE: 30,000 steps min.
 CONTACT RESISTANCE: 100 milliohms max. initial @ 2 V DC 10 mA.
 INSULATION RESISTANCE: 1000 megohms min. @ 100 V DC
 DIELECTRIC STRENGTH: 300 V AC for 1 minute.
 OPERATING TEMPERATURE: -20°C to 85°C.
 STORAGE TEMPERATURE: -40°C to 85°C.
 OPERATING FORCE: 1000 grams max.
 PACKAGING: Switches supplied in anti-static tubes in full quantities only. This may affect order quantity. Surface mount models with MO actuators available in tape and reel, 500 pieces per reel.

Materials

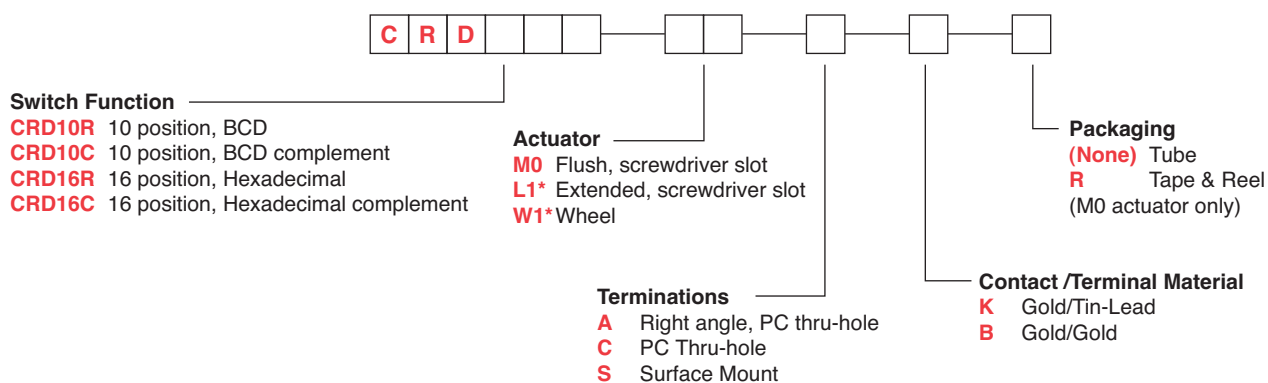
COVER: (PTH) PBT red; (SMT) PPA - red (UL 94V-0).
 HOUSING: (PTH) PBT green; (SMT) PPA - natural (UL 94V-0).
 ACTUATOR: 4/6 nylon PA-6T (UL 94V-0).
 CONTACTS: Beryllium copper with gold plating.
 TERMINALS: Brass with tin-lead plate.
 RoHS, Version brass with gold plate over nickel plate.

NOTE: For the latest information regarding RoHS compliance, please go to: www.ittcannon.com/rohs.

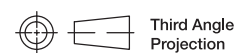
Note: Specifications and materials listed above are for switches with standard options. For information on specific and custom switches, consult Customer Service Center.

How To Order

Our easy Build-A Switch concept allows you to mix and match options to create the switch you need. Below is a complete listing of options shown in catalog. To order, simply select desired option from each category and place in the appropriate box.



* Note - L1 and W1 actuators are not available in termination "S"



Dimensions are shown: Inch (mm)
 Specifications and dimensions subject to change

C&K CRD Series 10mm DIP Coded Rotary Switches


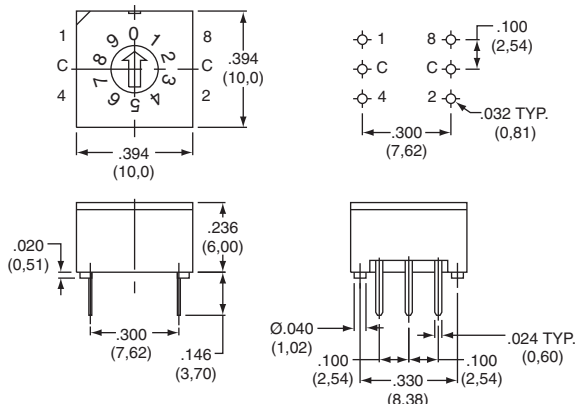
SWITCHES WITH STANDARD OPTIONS



DIP

PC Mount

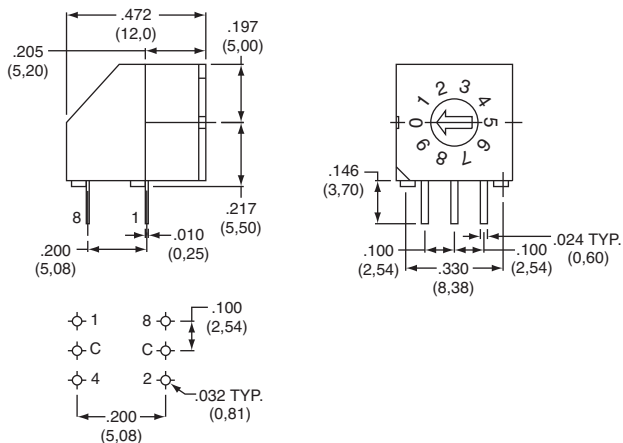
PART NUMBER	NO. POS.	QUANTITY PER TUBE
CRD10RM0CK	10	45
CRD16RM0CK	16	45



CRD10RM0CK

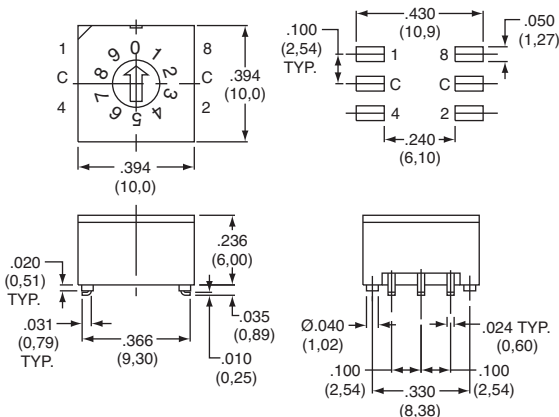
Right Angle Mount

PART NUMBER	NO. POS.	QUANTITY PER TUBE
CRD10RM0AK	10	35
CRD16RM0AK	16	35



Surface Mount

PART NUMBER	NO. POS.	QUANTITY PER TUBE
CRD10RM0SK	10	45
CRD16RM0SK	16	45



Third Angle Projection

Dimensions are shown: Inch (mm)
Specifications and dimensions subject to change



C&K CRD Series 10mm DIP Coded Rotary Switches

SWITCH FUNCTION

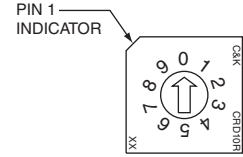


CRD10R 10 POSITION, BCD
ACTUATOR COLOR: RED

CRD10C 10 POSITION, BCD COMPLEMENT
ACTUATOR COLOR: ORANGE

POS.	0	1	2	3	4	5	6	7	8	9
C	●	●	●	●	●	●	●	●	●	●
1		●		●		●		●		●
2			●		●		●		●	
4				●	●	●	●			
8								●	●	●

POS.	0	1	2	3	4	5	6	7	8	9
C	●	●	●	●	●	●	●	●	●	●
1	●		●		●		●		●	
2		●		●		●		●		●
4	●	●	●	●				●	●	●
8	●	●	●	●	●	●	●			

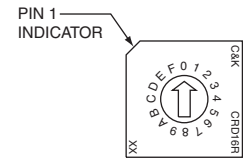


CRD16R 16 POSITION, HEXADECIMAL
ACTUATOR COLOR: BLACK

CRD16C 16 POSITION, HEXADECIMAL COMPLEMENT
ACTUATOR COLOR: WHITE

POS.	0	1	2	3	4	5	6	7	8	9	A	B	C	D	E	F
C	●	●	●	●	●	●	●	●	●	●	●	●	●	●	●	●
1		●		●		●		●		●		●		●		●
2			●		●		●		●		●		●		●	
4				●	●	●	●				●	●	●	●		
8								●	●	●	●	●	●	●	●	●

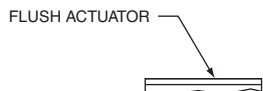
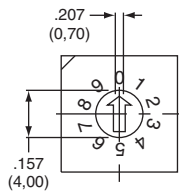
POS.	0	1	2	3	4	5	6	7	8	9	A	B	C	D	E	F
C	●	●	●	●	●	●	●	●	●	●	●	●	●	●	●	●
1	●		●		●		●		●		●		●		●	
2		●		●		●		●		●		●		●		●
4	●	●	●	●					●	●	●	●				
8	●	●	●	●	●	●	●									



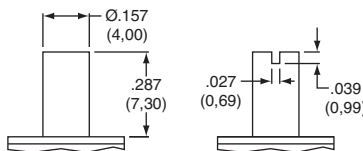

ACTUATOR



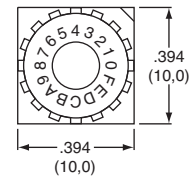
M0 (STD.) FLUSH WITH SCREWDRIVER SLOT



L1* EXTENDED WITH SCREWDRIVER SLOT

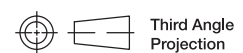


W1* WHEEL



NOTE: Designed for #0 Phillips screwdriver.

* L1 and W1 actuators are not available in termination "S"



Third Angle
Projection

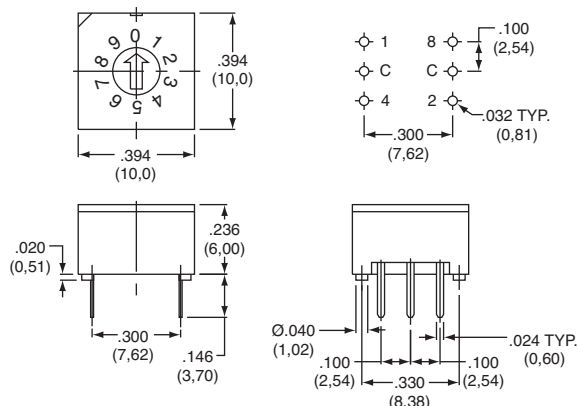
Dimensions are shown: Inch (mm)
Specifications and dimensions subject to change



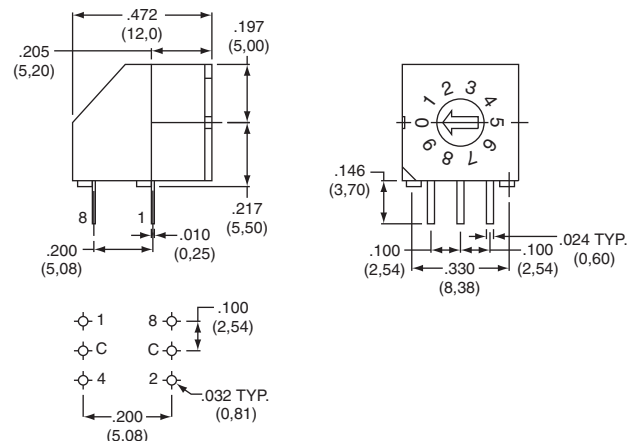
C&K CRD Series 10mm DIP Coded Rotary Switches

TERMINATIONS

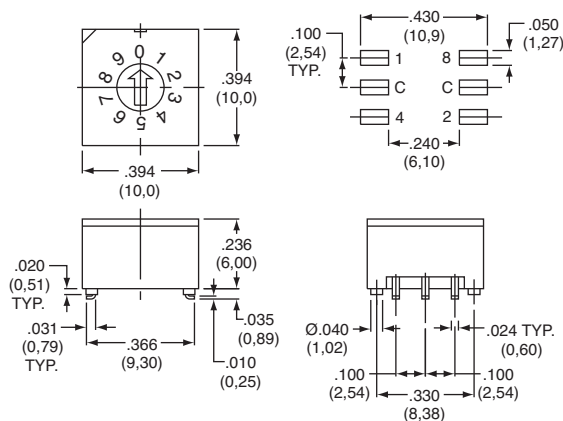
C PC THRU-HOLE



A RIGHT ANGLE, PC THRU-HOLE



S SURFACE MOUNT

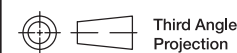
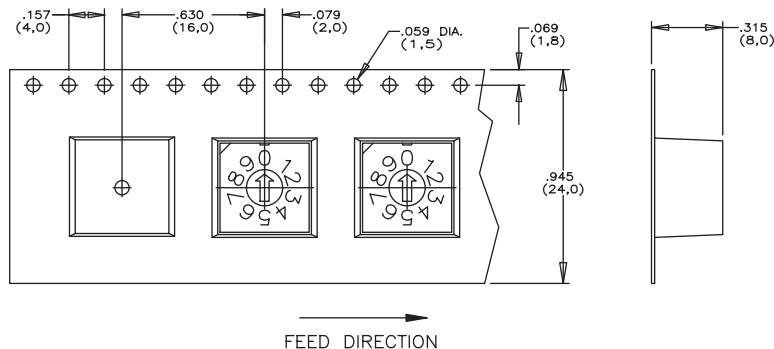


CONTACT MATERIAL

OPTION CODE	RoHS COMPLIANT*	RoHS COMPATIBLE*	CONTACT MATERIAL	TERMINAL PLATING	RATING	
K	NO	YES	GOLD	TIN-LEAD	LOW LEVEL/DRY CIRCUIT	0.4 VC MAX. @ 20 V AC or DC MAX.
B	YES	YES	GOLD	GOLD	LOW LEVEL/DRY CIRCUIT	0.4 VC MAX. @ 20 V AC or DC MAX.

* Note: See Technical Data section of this catalog for RoHS compliant and compatible definitions and specifications.

TAPE & REEL



Dimensions are shown: Inch (mm)
Specifications and dimensions subject to change