


## NTC Thermistors, Special Accuracy



### QUICK REFERENCE DATA

PARAMETER	VALUE
Resistance at 25 °C <sup>1)</sup>	4.7 to 100 k $\Omega$
Temperature measurement accuracy (between 25 °C and 85 °C)	$\pm 0.5$ °C
Climatic category	40/125/56
Maximum dissipation	250 mW
Dissipation factor $\delta$ (for information only)	7 mW/K
Response time (for information only) <sup>2)</sup>	1.2 s
Thermal time constant $\tau$ (for information only)	11 s
Operating temperature range: at zero dissipation (continuously) at maximum dissipation	- 40 to + 125 °C 0 to + 55 °C
Mass	$\approx 0.22$ g

### Notes

- For values of nominal resistance value and tolerance at intermediate temperatures; see resistance values tables.
- Response time in silicone oil MS 200/50. This is the time needed for the sensor to reach 63.2 % of the total temperature difference when subjected to a temperature change from 25 °C in air to 85 °C in oil.

### FEATURES

- Excellent accuracy between 25 °C and 85 °C
- High stability over a long life.
- Old part number was 2322 640 10...
- Component in accordance to RoHS 2002/95/EC and WEEE 2002/96/EC

### APPLICATIONS

- Temperature sensing and control.

### DESCRIPTION

These thermistors have a negative temperature coefficient. The device consists of a chip with two tin-plated copper leads. It is grey lacquered and not insulated. These thermistors are very accurate ( $\pm 0.5$  °C) over a trajectory from 25 °C to 85 °C.

### PACKAGING

The thermistors are packed in cardboard boxes, each box contains 500 units.

### MARKING

Grey lacquered body.

### MOUNTING

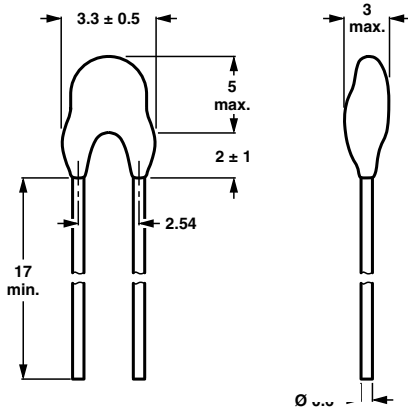
By soldering in any position.

### ELECTRICAL DATA AND ORDERING INFORMATION

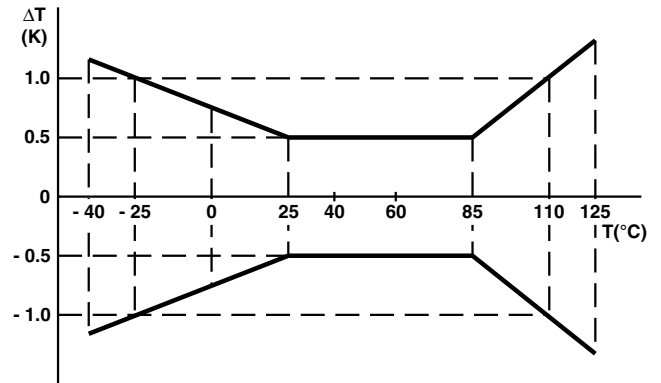
R <sub>25</sub> ( $\Omega$ )	$\Delta R_{25}/R_{25}$ (%)	R <sub>85</sub> ( $\Omega$ )	$\Delta R_{85}/R_{85}$ (%)	B <sub>25/85</sub> (K)	$\Delta B/B$ (%)	CATALOG NUMBER 2381 640 .....	SAP MATERIAL NO. NTCLE100E3.....
4700	2.19	503.1	1.58	3977	0.75	10472	472SB0
10 000	2.19	1070	1.58	3977	0.75	10103	103SB0
47 000	2.23	4721	1.64	4090	1.5	10473	473SB0
100 000	2.29	9496	1.72	4190	1.5	10104	104SB0



**DIMENSIONS** in millimeters



**TOLERANCE CURVE**



<b>RESISTANCE VALUES AT INTERMEDIATE VALUES (2381 640.....)</b>				
$T_{OPER}$ (°C)	$R_T/R_{25}$	TCR (%/K)	$R_{25}$ (kΩ)	
			2381 640 .....	
			10472	10103
- 40	33.21	6.57	156.1	332.1000
- 35	23.99	6.36	112.8	240.0
- 30	17.52	6.15	82.35	175.2
- 25	12.93	5.95	60.77	129.3
- 20	9.636	5.76	45.30	96.36
- 15	7.250	5.58	34.08	72.50
- 10	5.505	5.40	25.87	55.05
- 5	4.216	5.24	19.81	42.16
0	3.255	5.08	15.30	32.56
5	2.534	4.92	11.91	25.34
10	1.987	4.78	9.340	19.87
15	1.570	4.64	7.378	15.70
20	1.249	4.50	5.869	12.49
25	1.000	4.37	4.700	10.00
30	0.8059	4.25	3.788	8.059
35	0.6535	4.13	3.072	6.535
40	0.5330	4.02	2.505	5.330
45	0.4372	3.91	2.055	4.372
50	0.3605	3.80	1.694	3.606
55	0.2989	3.70	1.405	2.989
60	0.2490	3.60	1.170	2.490
65	0.2084	3.51	0.9797	2.084
70	0.1753	3.42	0.8239	1.753
75	0.1481	3.33	0.6960	1.481
80	0.1256	3.25	0.5905	1.256
85	0.1070	3.16	0.5031	1.070
90	0.09154	3.09	0.4303	0.9154
95	0.07860	3.01	0.3694	0.7860
100	0.06773	2.94	0.3183	0.6773
105	0.05858	2.87	0.2753	0.5858
110	0.05083	2.80	0.2389	0.5083
115	0.04426	2.73	0.2080	0.4426
120	0.03866	2.67	0.1817	0.3866
125	0.03387	2.61	0.1592	0.3387



<b>RESISTANCE VALUES AT INTERMEDIATE VALUES (2381 640.....)</b>				
T <sub>OPER</sub> (°C)	R <sub>T</sub> /R <sub>25</sub>	TCR (%/K)	R <sub>25</sub> (kΩ)	
			2381 640 .....	
			10472	10103
130	0.02977	2.55	0.1399	0.2977
135	0.02624	2.49	0.1233	0.2624
140	0.02319	2.43	0.1090	0.2319
145	0.02055	2.38	0.0966	0.2055
150	0.01826	2.33	0.0858	0.1826

<b>RESISTANCE VALUES AT INTERMEDIATE VALUES (2381 640 10473)</b>				
T <sub>OPER</sub> (°C)	R <sub>T</sub> /R <sub>25</sub>	TCR (%/K)	R <sub>25</sub> (kΩ)	
			2381 640 10473	
-40	33.81	6.55	1589	
-35	24.50	6.34	1151	
-30	17.93	6.15	842.8	
-25	13.25	5.96	622.6	
-20	9.875	5.78	464.1	
-15	7.425	5.61	349.0	
-10	5.630	5.45	264.6	
-5	4.304	5.29	202.3	
0	3.315	5.14	155.8	
5	2.573	4.99	120.9	
10	2.011	4.85	94.53	
15	1.583	4.72	74.40	
20	1.254	4.59	58.95	
25	1.000	4.46	47.00	
30	0.8024	4.34	37.71	
35	0.6474	4.23	30.43	
40	0.5255	4.12	24.70	
45	0.4288	4.01	20.15	
50	0.3518	3.91	16.53	
55	0.2901	3.81	13.63	
60	0.2403	3.71	11.30	
65	0.2001	3.62	9.404	
70	0.1674	3.53	7.865	
75	0.1406	3.44	6.607	
80	0.1186	3.36	5.573	
85	0.1004	3.28	4.721	
90	0.08542	3.20	4.015	
95	0.07292	3.13	3.427	
100	0.06248	3.06	2.936	
105	0.05372	2.98	2.525	
110	0.04635	2.92	2.179	
115	0.04013	2.85	1.886	
120	0.03485	2.79	1.638	
125	0.03037	2.73	1.427	
130	0.02654	2.67	1.247	
135	0.02326	2.61	1.093	
140	0.02044	2.55	0.9608	
145	0.01802	2.50	0.8468	
150	0.01592	2.44	0.7483	

**RESISTANCE VALUES AT INTERMEDIATE VALUES (2381 640 10104)**

T <sub>OPER</sub> (°C)	R <sub>T</sub> /R <sub>25</sub>	TCR (%/K)	R <sub>25</sub> (kΩ)
			2381 640 10104
- 40	36.66	6.70	3666
- 35	26.38	6.49	2638
- 30	19.17	6.29	1917
- 25	14.06	6.10	1406
- 20	10.41	5.92	1041
- 15	7.779	5.74	777.9
- 10	5.861	5.57	586.1
- 5	4.453	5.41	445.3
0	3.409	5.26	340.9
5	2.631	5.11	263.1
10	2.044	4.97	204.4
15	1.600	4.83	160.0
20	1.261	4.70	126.1
25	1.000	4.57	100.0
30	0.7981	4.45	79.81
35	0.6408	4.35	64.08
40	0.5175	4.22	51.74
45	0.4202	4.11	42.02
50	0.3431	4.00	34.31
55	0.2816	3.90	28.16
60	0.2322	3.80	23.22
65	0.1925	3.71	19.25
70	0.1602	3.62	16.03
75	0.1340	3.53	13.40
80	0.1126	3.45	11.26
85	0.09496	3.36	9.496
90	0.08042	3.28	8.042
95	0.06837	3.21	6.837
100	0.05835	3.13	5.835
105	0.04998	3.06	4.998
110	0.04296	2.99	4.296
115	0.03705	2.92	3.705
120	0.03206	2.86	3.206
125	0.02783	2.80	2.783



## Notice

Specifications of the products displayed herein are subject to change without notice. Vishay Intertechnology, Inc., or anyone on its behalf, assumes no responsibility or liability for any errors or inaccuracies.

Information contained herein is intended to provide a product description only. No license, express or implied, by estoppel or otherwise, to any intellectual property rights is granted by this document. Except as provided in Vishay's terms and conditions of sale for such products, Vishay assumes no liability whatsoever, and disclaims any express or implied warranty, relating to sale and/or use of Vishay products including liability or warranties relating to fitness for a particular purpose, merchantability, or infringement of any patent, copyright, or other intellectual property right.

The products shown herein are not designed for use in medical, life-saving, or life-sustaining applications. Customers using or selling these products for use in such applications do so at their own risk and agree to fully indemnify Vishay for any damages resulting from such improper use or sale.