



FP-518/FP-530  
Wideband  
RF/Pulse  
Transformers  
1-750 MHz/1-100 MHz



### DESCRIPTION

Subminiature size, easily solderable or weldable planar ribbon leads and high performance design makes the FP transformer ideal for MIC substrate and printed circuits.

These transformers are high reliability devices designed to meet MIL-T-55631. Typical applications are: Interstage coupling, phase detection, voltage/current step up/step down and pulse transformation.

### GUARANTEED MINIMUM PERFORMANCE DATA

#### SPECIFICATIONS FOR MODEL FP-518

Type: 50 ohm unbalanced	
200 ohm unbalanced	
- 1 dB Bandwidth, MHz	1-750
Midband insertion loss dB	.50
VSWR	1-400 MHz 1.3:1
	400-750 MHz 2.5:1

#### SPECIFICATIONS FOR MODEL FP-530

Type: 50 ohm unbalanced	
450 ohm unbalanced	
- 1 dB Bandwidth, MHz	1-100
Midband insertion loss dB	.50
VSWR	3-50 MHz 1.3:1

#### NOTE:

- 1 dB bandwidth is measured relative to midband loss.

#### ABSOLUTE MAXIMUM RATINGS:

Input power \*1 w. above 10 MHz,  
.25 w. below 10 MHz  
Temperature range - 54° to + 100°C

\*Includes DC current effects by approx.  $(I_{DC}^2 + I_{RF}^2)Z = P_{max}$ .

### ENVIRONMENTAL CONDITIONS

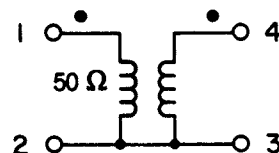
#### GUARANTEED ENVIRONMENTAL PERFORMANCE:

All units are designed to meet their specifications over - 54°C to + 100°C and after exposure to any or all of the following tests per MIL-STD-202E.

Exposure	Method	Test Condition
Thermal Shock	107D	B
Altitude	105C	G
H.F. Vibration	204C	D
Mechanical Shock	213B	C
Random Vibration	214	IIF
(15 minutes per axis)		
Solderability	208C	
Terminal Strength	211A	C
Resistance to Soldering Heat	210A	B

Sealed units, meet the requirements of Method 106D of MIL-STD-202E when exposed to humidity.

### FUNCTIONAL SCHEMATIC



Specifications subject to change without notice.

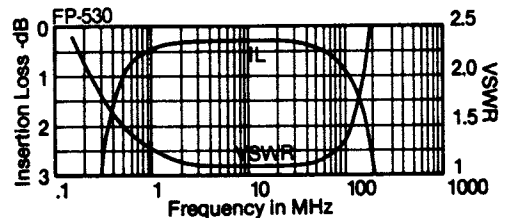
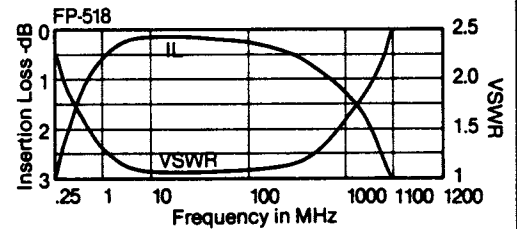
### TYPICAL PERFORMANCE

#### FP-518

Risetime:	.3 nS
Droop: (10%)	250 nS
Group delay:	<1 nS

#### FP-530

Risetime:	1.5 nS
Droop: (10%)	300 nS
Group delay:	<1.5 nS



### PACKAGE

#### MATERIAL:

Header: Glass filled epoxy  
Leads: Kovar per MIL-STD-1276,  
Type K

#### FINISH:

Header: Black epoxy  
Leads: Tin Plate per  
MIL-T-10727, Type 1

