

FEATURES

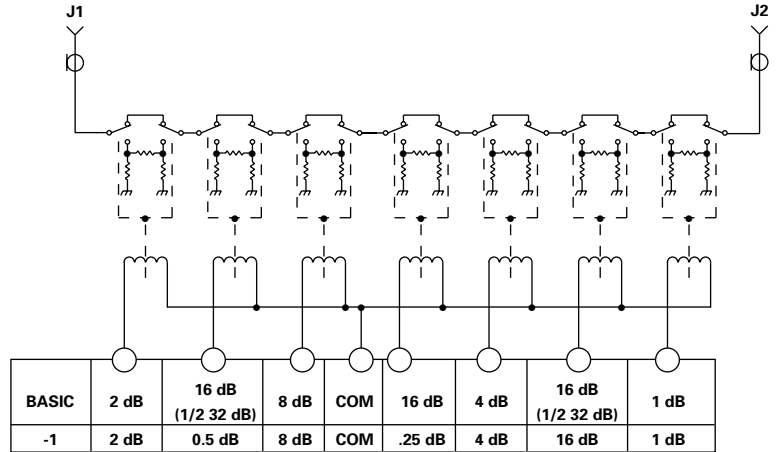
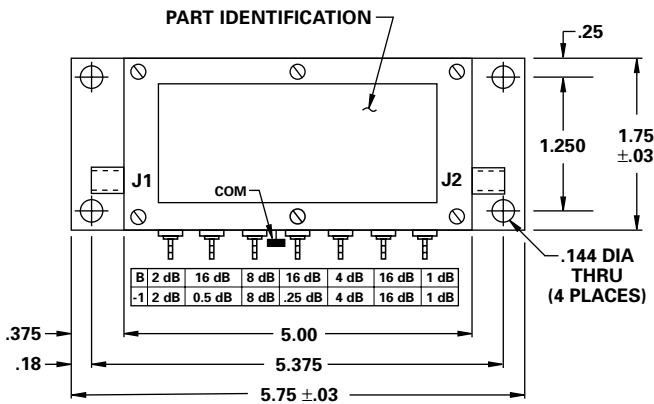
- DC - 400 MHz
- 0.25 dB or 1 dB LSB
- Up to 63 dB Range
- SMA Connectors



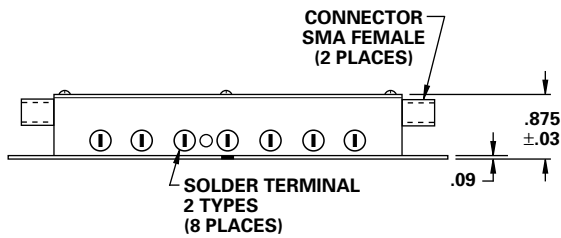
MODEL NO.
100D0712

Attenuator 7 Section

7 BIT



ATTENUATION TABLE



.xx = .02
.xxx = .010

GUARANTEED PERFORMANCE

Parameter	Min	Typ	Max	Units	Conditions
Operating Frequency	DC		400	MHz	
DC Current Per Section		17		mA	At +24 VDC Supply
Insertion Loss			1.5 3.5	dB	DC - 100 MHz 100 - 400 MHz
Attenuation				dB	See Attenuation Table See Attenuation Table ± (0.15 dB +2% of Atten. Setting in dB) for Values ≥ 1 dB ± (0.05 dB +2% of Atten. Setting in dB) for Values < 1 dB
VSWR			1.25/1		
Impedance		50		OHMS	
Switching Speed		5		mSec	50% TTL to 90% / 10% RF
RF Power			+20 +27	dBm	0.1 dB Compression
Operating Temperature	-55	+25	+85	°C	TA