

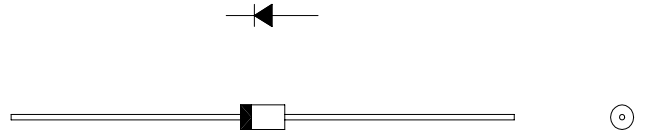
DIODE Type : 10JDA60

1A 600V Tj =150 °C

OUTLINE DRAWING

FEATURES

- * Miniature Size
- * Low Forward Voltage drop
- * Low Reverse Leakage Current
- * High Surge Capability
- * 26mm and 52mm Inside Tape Spacing Package Available



Maximum Ratings

Approx Net Weight:0.21g

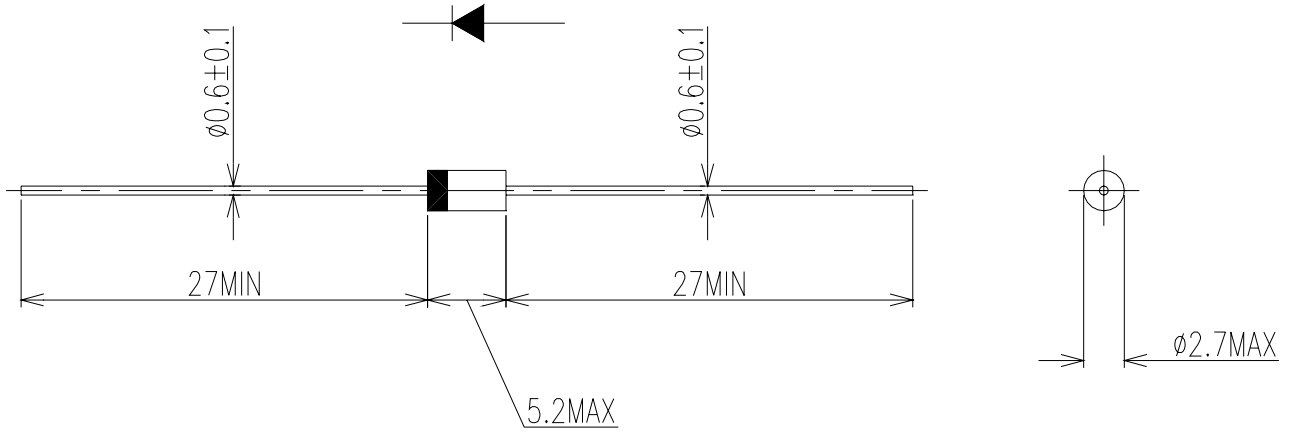
Rating	Symbol	10JDA60		Unit
Repetitive Peak Reverse Voltage	V_{RRM}	600		V
Average Rectified Output Current	I_O	50Hz Half Sine Wave Resistive Load	Ta=29°C *1 1.0	A
			Tl=126°C (Tl: Lead Temperature) 1.0	
RMS Forward Current	$I_{F(RMS)}$	1.57		A
Surge Forward Current	I_{FSM}	50Hz Half Sine Wave,1cycle, Non-repetitive		45 A
Operating JunctionTemperature Range	T_{jw}	- 40 to + 150		°C
Storage Temperature Range	T_{stg}	- 40 to + 150		°C

Electrical • Thermal Characteristics

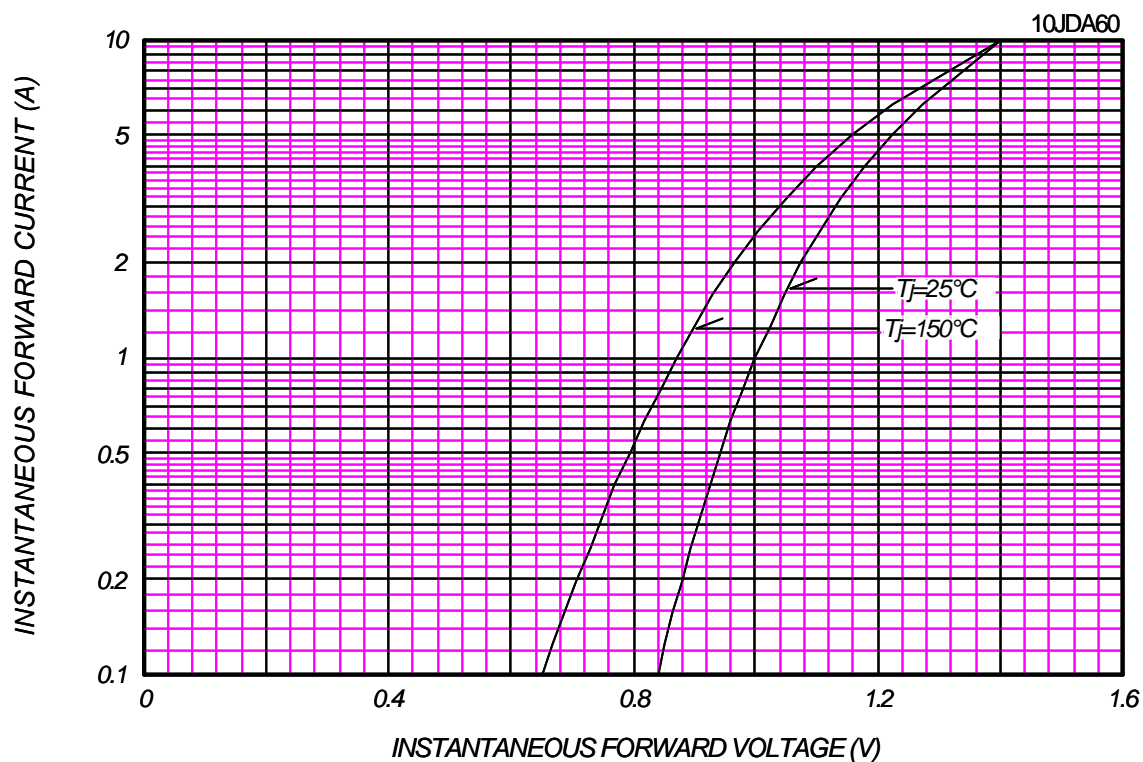
Characteristics	Symbol	Conditions	Min.	Typ.	Max.	Unit
Peak Reverse Current	I_{RM}	Tj= 25°C, $V_{RM}= V_{RRM}$	-	-	10	μA
Peak Forward Voltage	V_{FM}	Tj= 25°C, $I_{FM}= 1.0A$	-	-	1.0	V
Thermal Resistance	Rth(j-a)	Junction to Ambient *1	-	-	120	°C/W
	Rth(j-l)	Junction to Lead	-	-	23	

*1: Without Fin or P.C. Board mounted

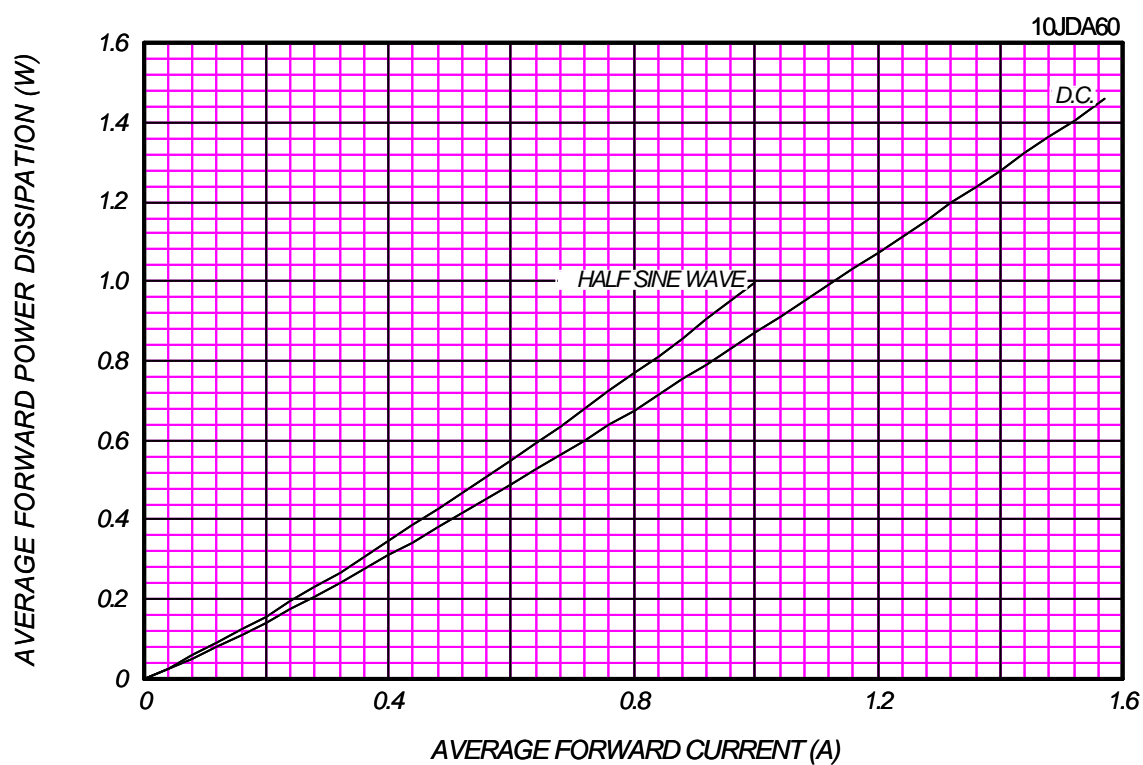
10JDA OUTLINE DRAWING (Dimensions in mm)



FORWARD CURRENT VS. VOLTAGE



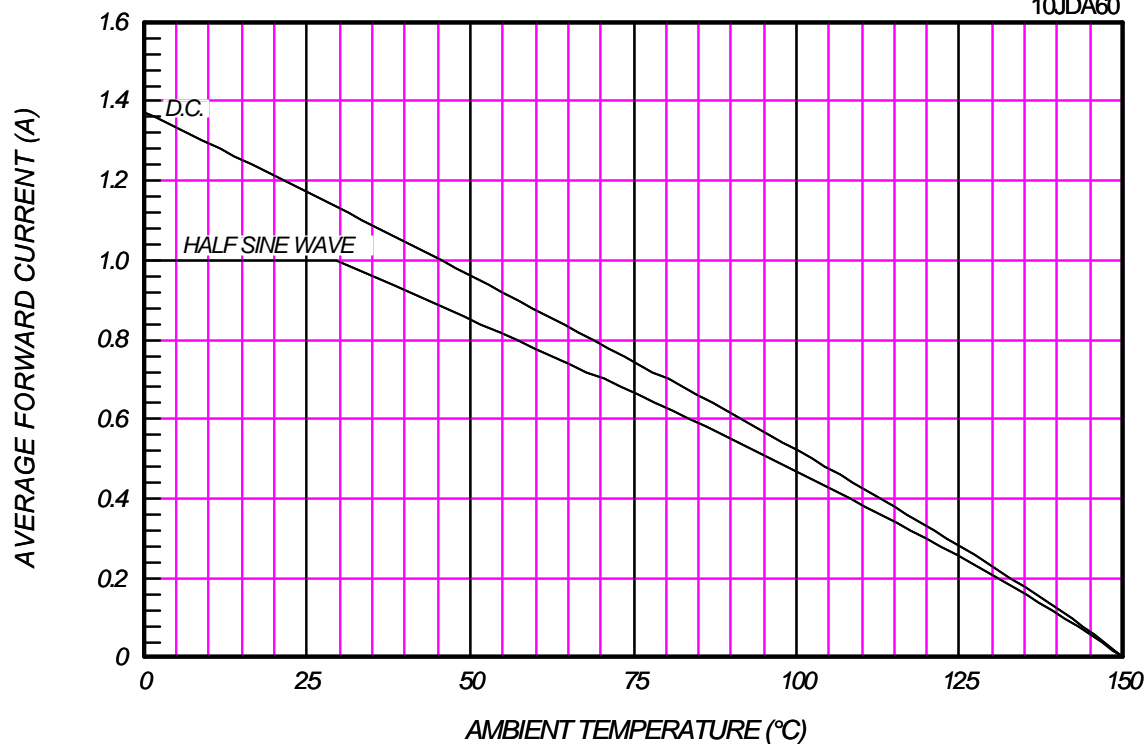
AVERAGE FORWARD POWER DISSIPATION



AVERAGE FORWARD CURRENT VS. AMBIENT TEMPERATURE

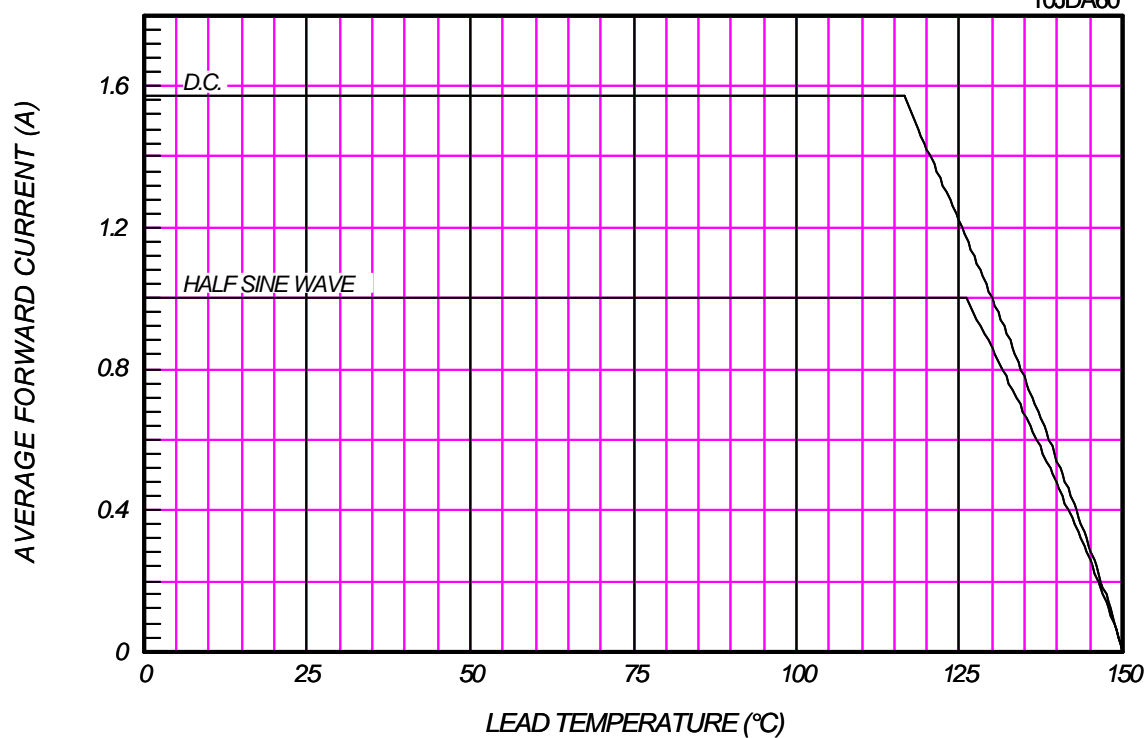
AMBIENT Without Fin or P.C. Board

10JDA60



AVERAGE FORWARD CURRENT VS. LEAD TEMPERATURE

10JDA60



SURGE CURRENT RATINGS

f=50Hz, Half Sine Wave, Non-Repetitive, No Load

10JDA60

