

# HA11465A

T-74-07-01

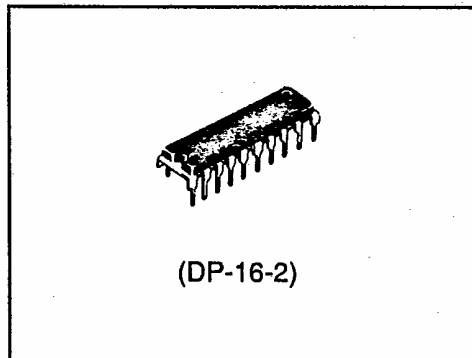
## TV Video Amplifier

### Functions

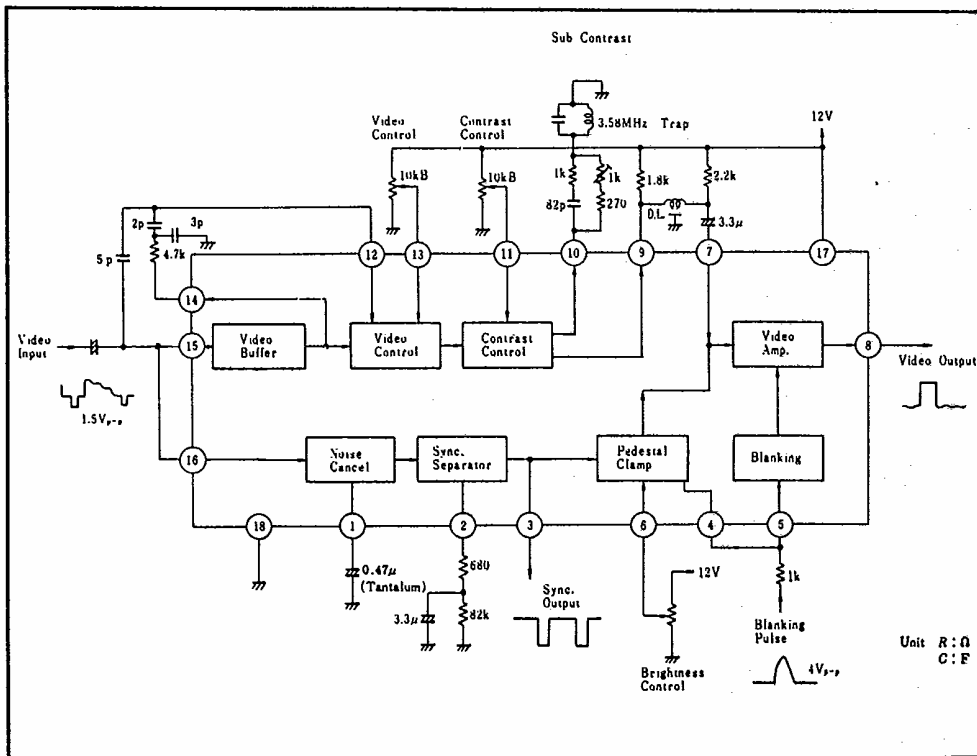
- Video buffer
- Video tone control
- Contrast control
- Sync separator
- Noise canceller
- Pedestal clamp
- Blanking

### Features

- DC contrast and video tone control
- Video processing functions provided
- AC coupling of video input
- Low external parts count
- Excellent sync separator
- High performance video tone control using only L, C, and R



### Block Diagram and Typical Operating Circuit



## Absolute Maximum Ratings (Ta = 25°C)

Item	Symbol	Rating	Unit
Supply Voltage	V <sub>CC</sub>	15	V
Power Dissipation (Ta = 75°C)	P <sub>T</sub>	500	mW
Operating Temperature	T <sub>opr</sub>	-20 to +75	°C
Storage Temperature	T <sub>stg</sub>	-55 to +125	°C

## Electrical Characteristics (Ta = 25°C)

Item	Symbol	Min	Typ	Max	Unit	Test Conditions
Supply Current	I <sub>17</sub>	15.4	18.9	26.3	mA	V <sub>CC</sub> = 12V
Pin 15 Voltage	V <sub>15</sub>	3.30	3.55	3.80	V	
Pin 14 Voltage	V <sub>14</sub>	6.50	7.00	7.50	V	
Pin 13 Voltage	V <sub>13</sub>	4.51	4.86	5.21	V	
Pin 11 Voltage	V <sub>11</sub>	5.62	5.92	6.22	V	
Pin 10 Voltage	V <sub>10</sub>	1.75	2.50	3.25	V	
Pin 8 Voltage	V <sub>8</sub>	11.0	11.3	—	V	Blanking period
Chroma Amp Gain	G <sub>15-14</sub>	1.8	2.0	2.2		V <sub>15</sub> = 0.4 V <sub>p-p</sub> , f = 500 kHz
Contrast Amp Gain	G <sub>15-10</sub>	—	1.03	—		V <sub>15</sub> = 2.0 V <sub>p-p</sub> , f = 500 kHz, V <sub>4</sub> = 12
Contrast Amp Gain	G <sub>15-10</sub>	—	0.27	—		V <sub>15</sub> = 2.0 V <sub>p-p</sub> , V <sub>4</sub> = 0 V
Video Amp Gain	G <sub>7-8</sub>	—	2.6	—		V <sub>15</sub> = 1.5 V <sub>p-p</sub> , f = 500 kHz

## Ordering Information

Type No.	Package
HA11465A	DP-16-2



Typical Performance Curves

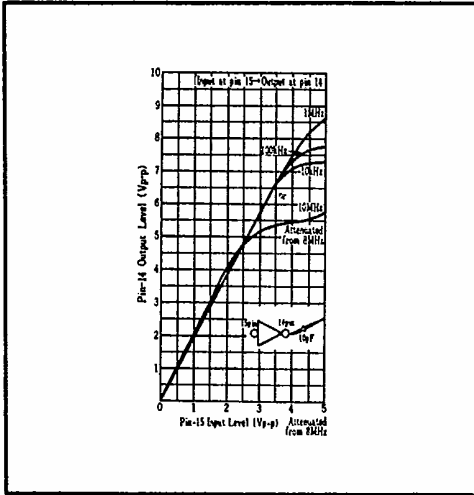


Figure 1 Chroma Amp Input-Output Characteristics

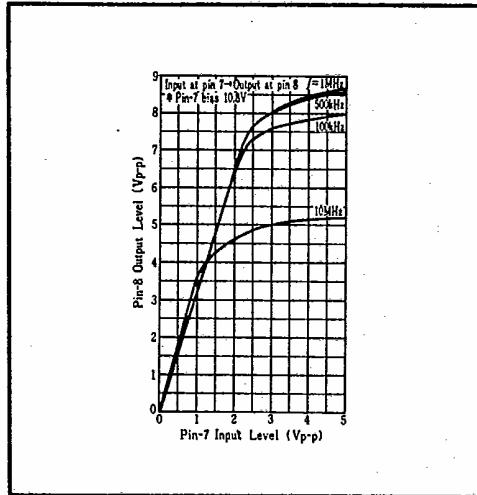


Figure 2 Video Amp Input-Output Characteristics

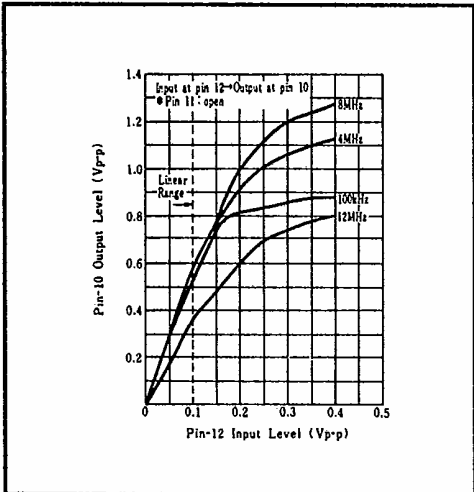


Figure 3 Tone Amp Input-Output Characteristics

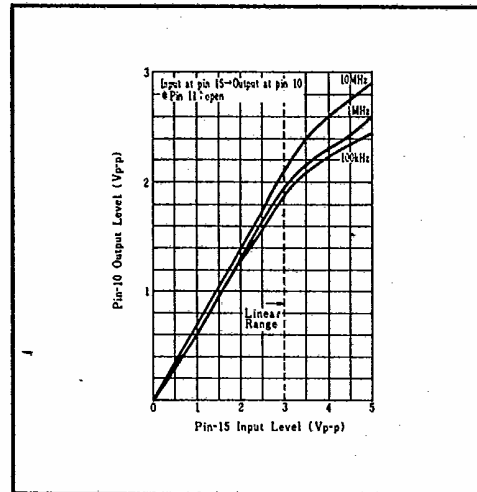


Figure 4 Contrast Amp Input-Output Characteristics



T-74-07-

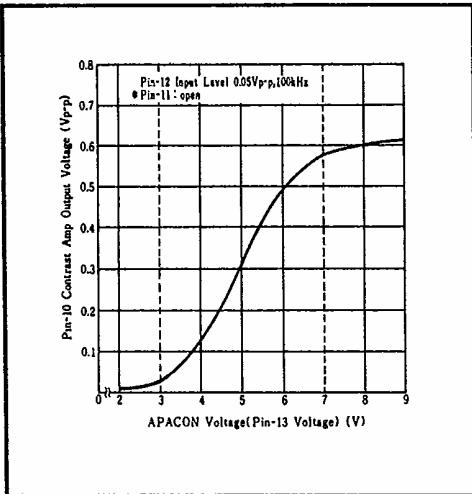


Figure 5 Aperture Control Characteristic

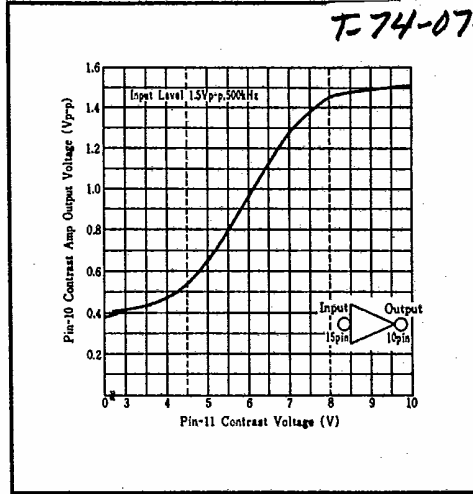


Figure 6 Contrast Control Characteristic



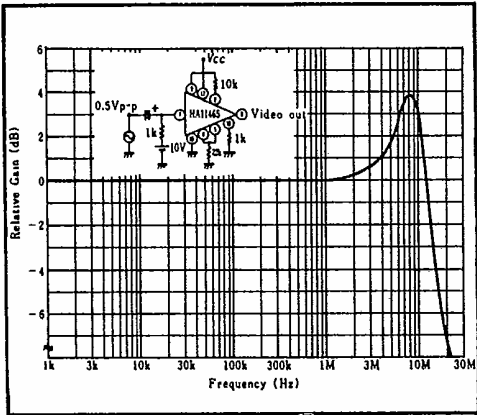


Figure 7 Video Amp Frequency Characteristic

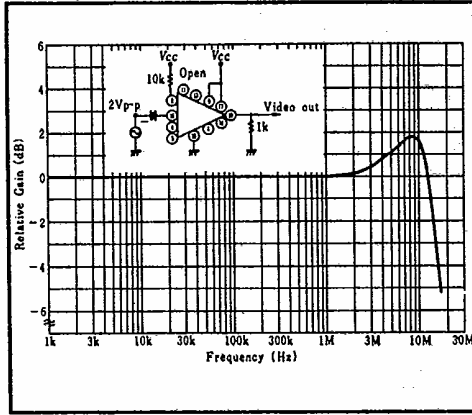


Figure 8 Contrast Amp Frequency Characteristic

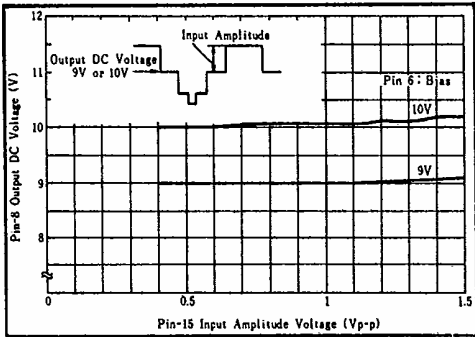


Figure 9 Pedestal Clamp Characteristics

