

# TLG2231, TLG4236, TLG2281, TLG4286

## GREEN COLOR 4 DIGITS LED DISPLAY

- Even digit space for use of the multiplex drive connections and available both polarity common anode or cathode.
- 15 mm (0.6") character height, each segment is diffused and uniformly display.
- Outer color filter provides high contrast, practical brightness are obtained at about 50mA with 1/6 of duty ratio.
- Arrow edge shape of each segment represents not mosaic but look like Arabic numerals
- Selectable both type 12 or 24 hours of display.

### TYPE NO. VS DISPLAYED FONT

COMMON ANODE	COMMON CATHODE	FULLY DISPLAY FONT
TLG2231	TLG2281	: 1. 0. 0. 0. :
TLG4236	TLG4286	: 0. 0. 0. 0. :

### MAXIMUM RATINGS (Ta = 25°C)

CHARACTERISTIC	SYMBOL	RATING	UNIT
Pulse Forward Current/Seg. (Note 1)	$I_F(\text{Pulse})/\text{Seg}$	60	mA
Reverse Voltage	$V_R$	3	V
Storage Temperature Range	$T_{stg}$	-20~75	°C
Operating Temperature Range	$T_{opr}$	-20~60	°C
Soldering Temperature (Note 2)	$T_{solder}$	260	°C

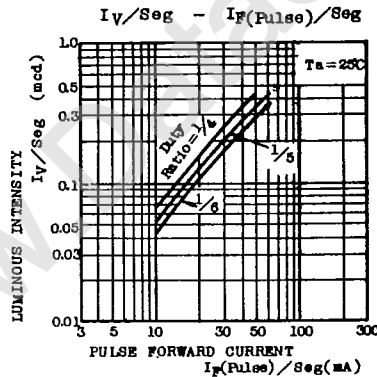
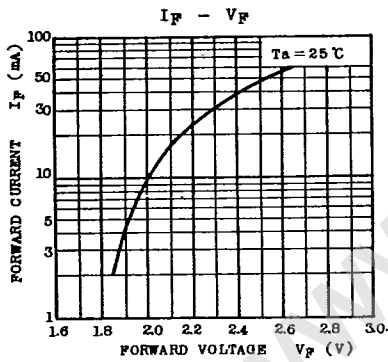
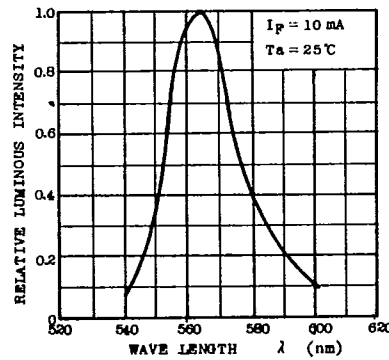
Note 1: Duty ratio = 1/6  
 2: Within 3 second at 2 mm from the reflector edge.

Refer to page 266 for the figure.

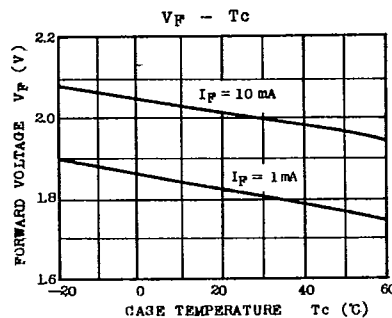
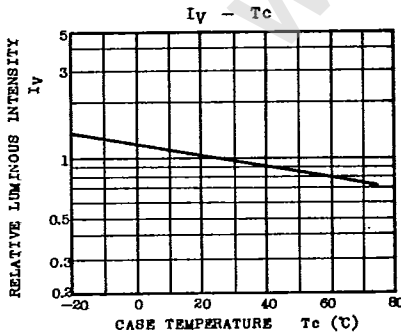
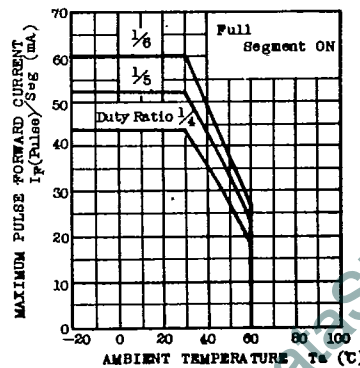
### ELECTRICAL-OPTICAL CHARACTERISTICS (Ta = 25°C)

CHARACTERISTIC	SYMBOL	TEST CONDITION	MIN.	TYP.	MAX.	UNIT
Forward Voltage	$V_F$	$I_F=50\text{mA}$	1.9	2.45	3.35	V
Reverse Current	$I_R$	$V_R=3\text{V}$	-	-	5	$\mu\text{A}$
Luminous Intensity/Seg.	$I_V/\text{Seg}$	$I_F=50\text{mA}$ Duty 1/6	0.08	0.30	-	mcd
Luminous Intensity Matching Ratio	$I_V-M$	$I_F=50\text{mA}$ Duty 1/6	-	-	2.5	-
Peak Emission Wave Length	$\lambda_P$	$I_F=10\text{mA}$	-	565	-	nm
Spectral Half Line Width	$\Delta\lambda$	$I_F=10\text{mA}$	-	25	-	nm

### WAVE LENGTH CHARACTERISTIC



### $I_F(\text{Pulse})/\text{Seg} - T_a$



www.DataSheet4U.com

