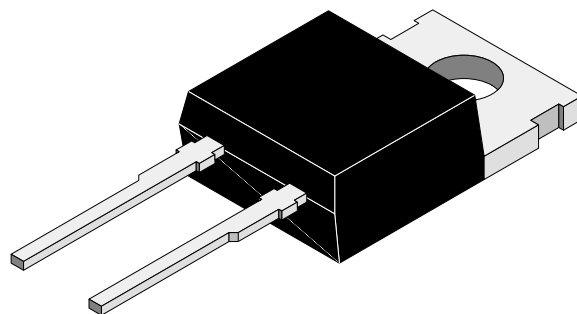


## Fast Recovery Silicon Power Rectifier

### Features

- Multiple diffusion
- Mesa glass passivated
- Low switch on power losses
- Good soft recovery behaviour
- Fast forward recovery time
- Fast reverse recovery time
- Low reverse current
- Very good reverse current stability at high temperature
- Low thermal resistance



94 9537

### Applications

Fast rectifiers in S.M.P.S  
Freewheeling diodes and snubber diodes in motor control circuits

### Absolute Maximum Ratings

$T_j = 25^\circ\text{C}$

Parameter	Test Conditions	Type	Symbol	Value	Unit
Reverse voltage, repetitive peak reverse voltage			$V_R = V_{RRM}$	1300	V
Peak forward surge current	$t_p = 10\text{ms}$		$I_{FSM}$	50	A
Repetitive peak forward current			$I_{FRM}$	15	A
Average forward current			$I_{FAV}$	5	A
Junction temperature			$T_j$	150	$^\circ\text{C}$
Storage temperature range			$T_{stg}$	-40...+150	$^\circ\text{C}$

### Maximum Thermal Resistance

$T_j = 25^\circ\text{C}$

Parameter	Test Conditions	Symbol	Value	Unit
Junction case		$R_{thJC}$	2.4	K/W
Junction ambient		$R_{thJA}$	85	K/W

## Characteristics

T<sub>j</sub> = 25°C

Parameter	Test Conditions	Type	Symbol	Min	Typ	Max	Unit
Forward voltage	I <sub>F</sub> =5A		V <sub>F</sub>			1.8	V
	I <sub>F</sub> =5A, T <sub>j</sub> =100°C		V <sub>F</sub>			1.8	V
Reverse current	V <sub>R</sub> =V <sub>RRM</sub>		I <sub>R</sub>			10	μA
	V <sub>R</sub> =V <sub>RRM</sub> , T <sub>j</sub> =100°C		I <sub>R</sub>			0.2	mA
Forward recovery time	I <sub>F</sub> =5A, di <sub>F</sub> /dt ≤ 50A/μs		t <sub>fr</sub>		350		ns
Turn on transient peak voltage			V <sub>FP</sub>		7		V
Reverse recovery time	I <sub>F</sub> =0.5A, I <sub>R</sub> =1A, i <sub>R</sub> =0.25A		t <sub>rr</sub>			150	ns

## Typical Characteristics (T<sub>j</sub> = 25°C unless otherwise specified)

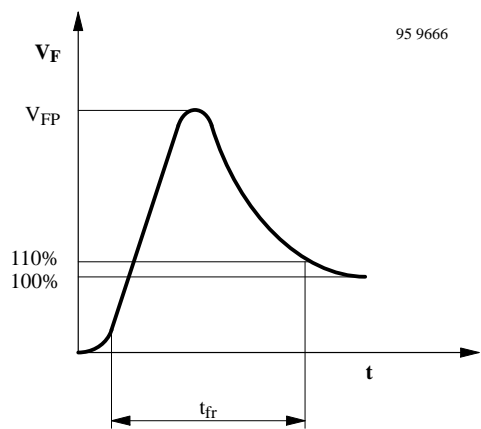
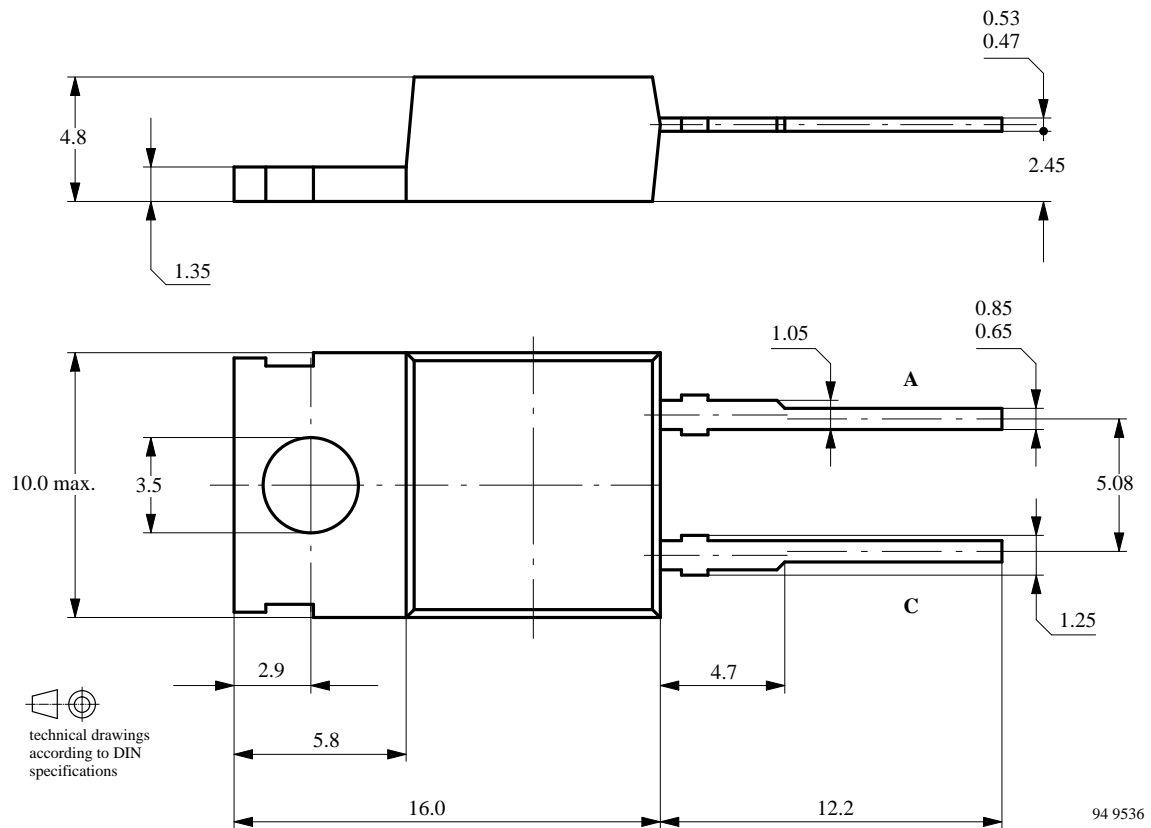


Figure 1. Turn on transient peak voltage

**Dimensions in mm**



Cathode connected with metallic surface , Plastic Case DO 220 , Weight max.: 2.5 g

## Ozone Depleting Substances Policy Statement

It is the policy of **TEMIC TELEFUNKEN microelectronic GmbH** to

1. Meet all present and future national and international statutory requirements.
2. Regularly and continuously improve the performance of our products, processes, distribution and operating systems with respect to their impact on the health and safety of our employees and the public, as well as their impact on the environment.

It is particular concern to control or eliminate releases of those substances into the atmosphere which are known as ozone depleting substances (ODSs).

The Montreal Protocol (1987) and its London Amendments (1990) intend to severely restrict the use of ODSs and forbid their use within the next ten years. Various national and international initiatives are pressing for an earlier ban on these substances.

**TEMIC TELEFUNKEN microelectronic GmbH** semiconductor division has been able to use its policy of continuous improvements to eliminate the use of ODSs listed in the following documents.

1. Annex A, B and list of transitional substances of the Montreal Protocol and the London Amendments respectively
2. Class I and II ozone depleting substances in the Clean Air Act Amendments of 1990 by the Environmental Protection Agency (EPA) in the USA
3. Council Decision 88/540/EEC and 91/690/EEC Annex A, B and C (transitional substances) respectively.

**TEMIC** can certify that our semiconductors are not manufactured with ozone depleting substances and do not contain such substances.

**We reserve the right to make changes to improve technical design and may do so without further notice.**

Parameters can vary in different applications. All operating parameters must be validated for each customer application by the customer. Should the buyer use TEMIC products for any unintended or unauthorized application, the buyer shall indemnify TEMIC against all claims, costs, damages, and expenses, arising out of, directly or indirectly, any claim of personal damage, injury or death associated with such unintended or unauthorized use.

TEMIC TELEFUNKEN microelectronic GmbH, P.O.B. 3535, D-74025 Heilbronn, Germany  
Telephone: 49 (0)7131 67 2831, Fax number: 49 (0)7131 67 2423