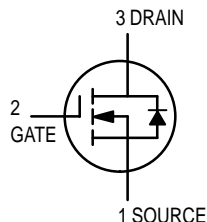
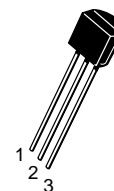


TMOS FET Transistor

N-Channel — Enhancement



VN2410L



CASE 29-04, STYLE 22
TO-92 (TO-226AA)

MAXIMUM RATINGS

Rating	Symbol	Value	Unit
Drain-Source Voltage	V_{DSS}	240	Vdc
Drain-Gate Voltage	V_{DGR}	60	Vdc
Gate-Source Voltage	V_{GS}	± 20	Vdc
— Continuous	V_{GSM}	± 40	Vpk
— Non-repetitive ($t_p \leq 50 \mu s$)			
Continuous Drain Current	I_D	200	mAdc
Pulsed Drain Current	I_{DM}	500	mAdc
Power Dissipation @ $T_C = 25^\circ C$	P_D	350	mW
Derate above $25^\circ C$		2.8	mW/ $^\circ C$
Operating and Storage Temperature	T_J, T_{stg}	—	$^\circ C$

THERMAL CHARACTERISTICS

Characteristic	Symbol	Max	Unit
Thermal Resistance, Junction to Ambient	$R_{\theta JA}$	312.5	$^\circ C/W$
Maximum Lead Temperature for Soldering Purposes, 1/16" from case for 10 seconds	T_L	300	$^\circ C$

ELECTRICAL CHARACTERISTICS ($T_A = 25^\circ C$ unless otherwise noted)

Characteristic	Symbol	Min	Max	Unit
----------------	--------	-----	-----	------

STATIC CHARACTERISTICS

Drain-Source Breakdown Voltage ($V_{GS} = 0, I_D = 100 \mu A$)	$V_{(BR)DSS}$	240	—	Vdc
Zero Gate Voltage Drain Current ($V_{DS} = 120 V_{dc}, V_{GS} = 0$) ($V_{DS} = 120 V_{dc}, V_{GS} = 0, T_A = 125^\circ C$)	I_{DSS}	—	10 500	μA_{dc}
Gate-Body Leakage ($V_{DS} = 0, V_{GS} = \pm 15 V$)	I_{GSS}	—	± 100	nAdc
Gate Threshold Voltage ($V_{DS} = V_{GS}, I_D = 1.0 mA$)	$V_{GS(th)}$	0.8	2.0	Vdc
On-State Drain Current ⁽¹⁾ ($V_{GS} = 10 V, V_{DS} \geq 2.0 V_{DS(on)}$)	$I_{D(on)}$	1.0	—	Adc
Drain-Source On Resistance ⁽¹⁾ ($V_{GS} = 2.5 V, I_D = 0.1 A$) ($V_{GS} = 10 V, I_D = 0.5 A$)	$r_{DS(on)}$	—	10 10	Ω
Forward Transconductance ⁽¹⁾ ($V_{DS} = 10 V, I_D = 0.5 A$)	g_{fs}	300	—	mS

1. Pulse Test; Pulse Width < 300 μs , Duty Cycle $\leq 2.0\%$.

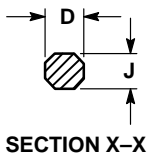
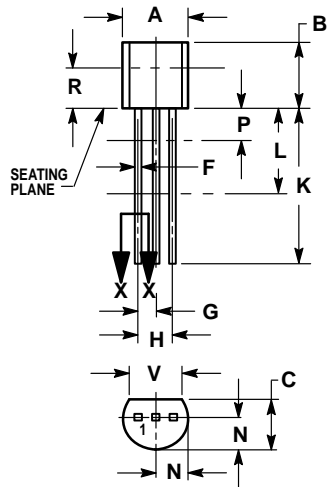
TMOS is a registered trademark of Motorola, Inc.

REV 1

VN2410L**ELECTRICAL CHARACTERISTICS** ($T_A = 25^\circ\text{C}$ unless otherwise noted) (Continued)

Characteristic	Symbol	Min	Max	Unit	
DYNAMIC CHARACTERISTICS					
Input Capacitance	$(V_{DS} = 25\text{ Vdc}, V_{GS} = 0,$ $f = 1.0\text{ MHz})$	C_{iss}	—	125	pF
Output Capacitance		C_{oss}	—	50	pF
Reverse Transfer Capacitance		C_{rss}	—	20	pF
SWITCHING CHARACTERISTICS					
Turn-On Time	$(V_{DD} = 60\text{ Vdc}, I_D = 0.4\text{ A},$ $R_L = 150\ \Omega, R_G = 25\ \Omega)$	$t_{(on)}$	—	8.0	ns
Turn-Off Time		$t_{(r)}$	—	8.0	ns
		$t_{(off)}$	—	23	ns
		$t_{(f)}$	—	34	ns

PACKAGE DIMENSIONS




NOTES:

1. DIMENSIONING AND TOLERANCING PER ANSI Y14.5M, 1982.
2. CONTROLLING DIMENSION: INCH.
3. CONTOUR OF PACKAGE BEYOND DIMENSION R IS UNCONTROLLED.
4. DIMENSION F APPLIES BETWEEN P AND L. DIMENSION D AND J APPLY BETWEEN L AND K. MINIMUM. LEAD DIMENSION IS UNCONTROLLED IN P AND BEYOND DIMENSION K MINIMUM.

DIM	INCHES		MILLIMETERS	
	MIN	MAX	MIN	MAX
A	0.175	0.205	4.45	5.20
B	0.170	0.210	4.32	5.33
C	0.125	0.165	3.18	4.19
D	0.016	0.022	0.41	0.55
F	0.016	0.019	0.41	0.48
G	0.045	0.055	1.15	1.39
H	0.095	0.105	2.42	2.66
J	0.015	0.020	0.39	0.50
K	0.500	—	12.70	—
L	0.250	—	6.35	—
N	0.080	0.105	2.04	2.66
P	—	0.100	—	2.54
R	0.115	—	2.93	—
V	0.135	—	3.43	—

**CASE 029-04
(TO-226AA)
ISSUE AD**

STYLE 22:
PIN 1. SOURCE
2. GATE
3. DRAIN

Motorola reserves the right to make changes without further notice to any products herein. Motorola makes no warranty, representation or guarantee regarding the suitability of its products for any particular purpose, nor does Motorola assume any liability arising out of the application or use of any product or circuit, and specifically disclaims any and all liability, including without limitation consequential or incidental damages. "Typical" parameters which may be provided in Motorola data sheets and/or specifications can and do vary in different applications and actual performance may vary over time. All operating parameters, including "Typicals" must be validated for each customer application by customer's technical experts. Motorola does not convey any license under its patent rights nor the rights of others. Motorola products are not designed, intended, or authorized for use as components in systems intended for surgical implant into the body, or other applications intended to support or sustain life, or for any other application in which the failure of the Motorola product could create a situation where personal injury or death may occur. Should Buyer purchase or use Motorola products for any such unintended or unauthorized application, Buyer shall indemnify and hold Motorola and its officers, employees, subsidiaries, affiliates, and distributors harmless against all claims, costs, damages, and expenses, and reasonable attorney fees arising out of, directly or indirectly, any claim of personal injury or death associated with such unintended or unauthorized use, even if such claim alleges that Motorola was negligent regarding the design or manufacture of the part. Motorola and  are registered trademarks of Motorola, Inc. Motorola, Inc. is an Equal Opportunity/Affirmative Action Employer.

Mfax is a trademark of Motorola, Inc.

How to reach us:

USA/EUROPE/Locations Not Listed: Motorola Literature Distribution;
P.O. Box 5405, Denver, Colorado 80217. 303-675-2140 or 1-800-441-2447

JAPAN: Nippon Motorola Ltd.: SPD, Strategic Planning Office, 4-32-1,
Nishi-Gotanda, Shinagawa-ku, Tokyo 141, Japan. 81-3-5487-8488

Mfax™: RMFAX0@email.sps.mot.com – TOUCHTONE 602-244-6609
– US & Canada ONLY 1-800-774-1848

ASIA/PACIFIC: Motorola Semiconductors H.K. Ltd.; 8B Tai Ping Industrial Park,
51 Ting Kok Road, Tai Po, N.T., Hong Kong. 852-26629298

INTERNET: <http://motorola.com/sps>



MOTOROLA

