



**RM100HA-XXF**

**HIGH SPEED SWITCHING USE  
INSULATED TYPE**

**ABSOLUTE MAXIMUM RATINGS** (T<sub>j</sub>=25°C)

Symbol	Parameter	Voltage class			Unit
		12	20	24	
V <sub>RRM</sub>	Repetitive peak reverse voltage	600	1000	1200	V
V <sub>DRM</sub>	Non-repetitive peak reverse voltage	720	1100	1350	V
V <sub>R (DC)</sub>	Reverse DC voltage	480	800	960	V

Symbol	Parameter	Conditions	Ratings	Unit
I <sub>DC</sub>	DC output current	Resistive load, T <sub>c</sub> =75°C	100	A
I <sub>FSM</sub>	Surge (non-repetitive) forward current	One half cycle at 60Hz, peak value	2000	A
I <sup>2</sup> <sub>t</sub>	I <sup>2</sup> <sub>t</sub> for fusing	Value for one cycle of surge current	16.7 × 10 <sup>3</sup>	A <sup>2</sup> s
T <sub>j</sub>	Junction temperature		-40~150	°C
T <sub>stg</sub>	Storage temperature		-40~125	°C
V <sub>iso</sub>	Isolation voltage	Charged part to case	2500	V
—	Mounting torque	Main terminal screw M4	0.98~1.47	N·m
			10~15	kg·cm
		Mounting screw M5	1.47~1.96	N·m
—	Weight	Typical value	15~20	kg·cm
			90	g

**ELECTRICAL CHARACTERISTICS**

Symbol	Parameter	Test conditions	Limits			Unit
			Min.	Typ.	Max.	
I <sub>RRM</sub>	Repetitive reverse current	T <sub>j</sub> =150°C, V <sub>RRM</sub> applied	—	—	20	mA
V <sub>FM</sub>	Forward voltage	T <sub>j</sub> =25°C, I <sub>FM</sub> =100A, instantaneous meas.	—	—	1.5	V
t <sub>rr</sub>	Reverse recovery time	I <sub>FM</sub> =100A, di/dt=-200A/μs, V <sub>R</sub> =300/600V*1, T <sub>j</sub> =150°C	—	—	0.8	μs
Q <sub>rr</sub>	Reverse recovery charge		—	—	60	μC
R <sub>th (j-c)</sub>	Thermal resistance	Junction to case	—	—	0.5	°C/W
R <sub>th (c-f)</sub>	Contact thermal resistance	Case to fin, conductive grease applied	—	—	0.15	°C/W

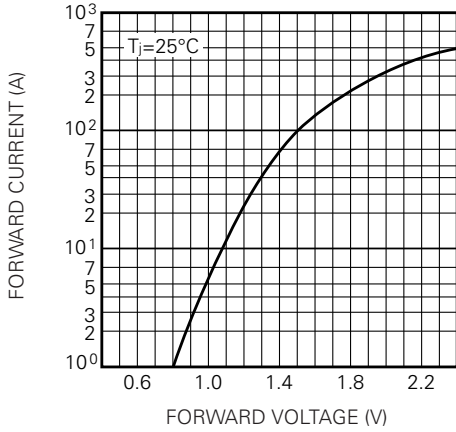
\*1 12 class: V<sub>R</sub>=300V 20, 24 class: V<sub>R</sub>=600V

# RM100HA-XXF

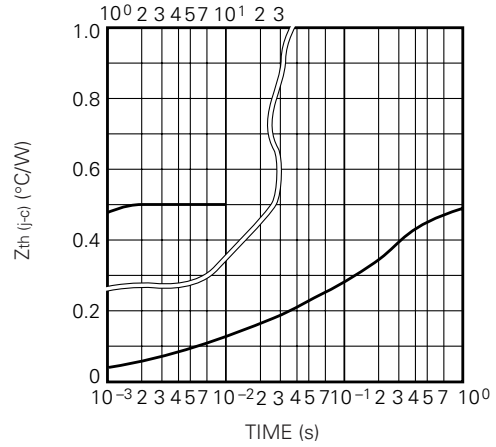
HIGH SPEED SWITCHING USE  
INSULATED TYPE

## PERFORMANCE CURVE

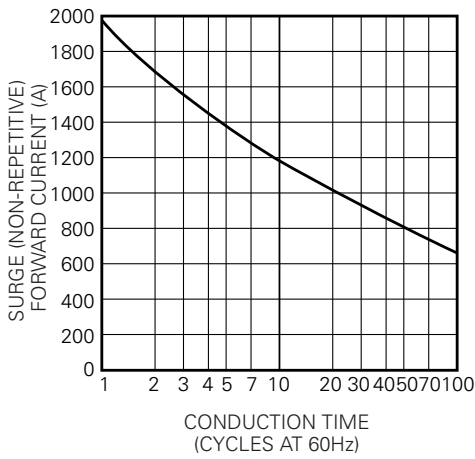
MAXIMUM FORWARD CHARACTERISTIC



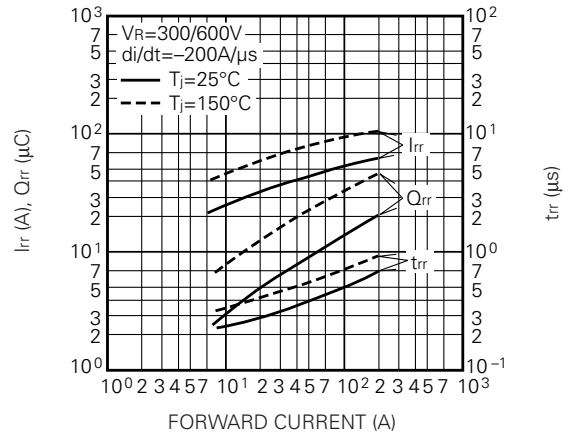
MAXIMUM TRANSIENT THERMAL IMPEDANCE (JUNCTION TO CASE)



RATED SURGE (NON-REPETITIVE) FORWARD CURRENT



REVERSE RECOVERY CHARACTERISTICS VS. FORWARD CURRENT (TYPICAL)



REVERSE RECOVERY CHARACTERISTICS VS. -di/dt (TYPICAL)

