

## STANDARD CAPACITANCE TVS ARRAY

### APPLICATIONS

- ✓ Multiple I/O Port Protection
- ✓ Board Level Interface Connection
- ✓ RS-232, RS-422 & RS-423 Data Lines
- ✓ Portable Electronics

### IEC COMPATIBILITY (EN61000-4)


- ✓ 61000-4-2 (ESD): Air - 15kV, Contact - 8kV
- ✓ 61000-4-4 (EFT): 40A - 5/50ns
- ✓ 61000-4-5 (Surge): 24A, 8/20 $\mu$ s - Level 2(Line-Gnd) & Level 3(Line-Line)

### FEATURES

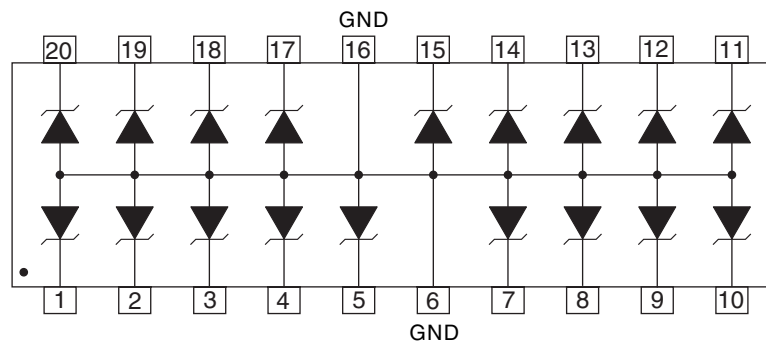
- ✓ 200 Watts Peak Pulse Power per Line (tp=8/20 $\mu$ s)
- ✓ ESD Protection > 25 kilovolts
- ✓ Unidirectional Configuration
- ✓ Monolithic Design
- ✓ Protection 18 I/O Lines

### MECHANICAL CHARACTERISTICS

- ✓ Molded JEDEC SO-20WB (Wide Body) Package
- ✓ Weight 0.6 grams (Approximate)
- ✓ Flammability rating UL 94V-0
- ✓ 24mm Tape and Reel Per EIA Standard 481
- ✓ Marking: Logo, Marking Code, Date Code & Pin One Defined By Dot on Top of Package



### PIN CONFIGURATION



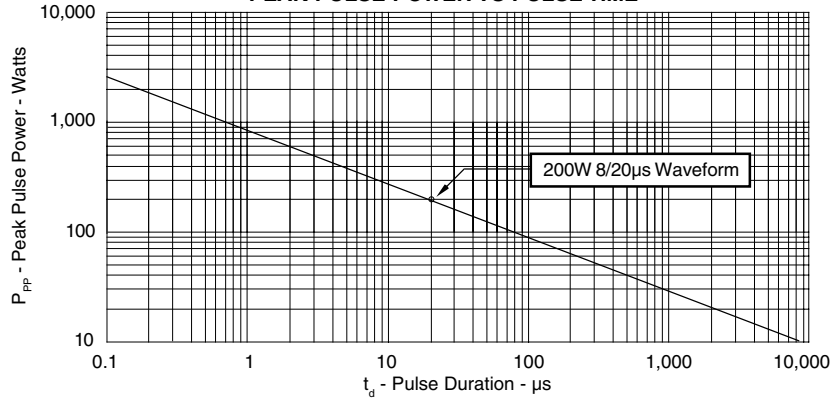
## DEVICE CHARACTERISTICS

MAXIMUM RATINGS @ 25°C Unless Otherwise Specified			
PARAMETER	SYMBOL	VALUE	UNITS
Peak Pulse Power ( $t_p = 8/20\mu s$ ) - See Figure 1	$P_{PP}$	200	Watts
Operating Temperature	$T_J$	-55°C to 150°C	°C
Storage Temperature	$T_{STG}$	-55°C to 150°C	°C

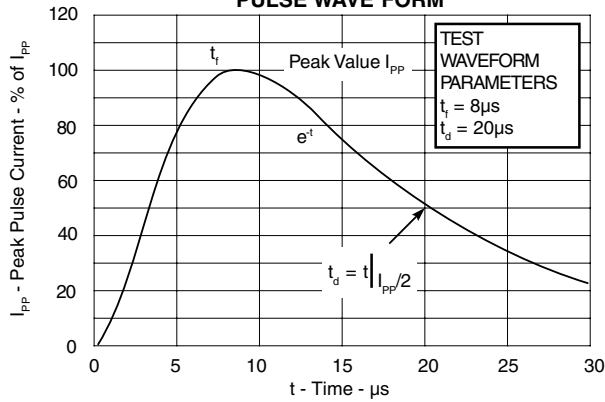
ELECTRICAL CHARACTERISTICS PER LINE @ 25°C Unless Otherwise Specified								
PART NUMBER	DEVICE MARKING CODE	RATED STAND-OFF VOLTAGE $V_{WM}$ VOLTS	MINIMUM BREAKDOWN VOLTAGE @ 1mA $V_{(BR)}$ VOLTS	MAXIMUM CLAMPING VOLTAGE (See Fig. 2) @ $I_p = 1A$ $V_C$ VOLTS	MAXIMUM CLAMPING VOLTAGE (See Fig. 2) @ 8/20 $\mu s$ $V_C @ I_{PP}$	MAXIMUM LEAKAGE CURRENT @ $V_{WM}$ $I_D$ $\mu A$	MAXIMUM FORWARD VOLTAGE @ 200 mA $V_F$ VOLTS	MAXIMUM CAPACITANCE (PER LINE) @ 0V, 1 MHz C pF
SM20M05-18	VEB	5.0	6.0	9.8	12.0V @ 16.0A	20	1.25	120

GRAPHS

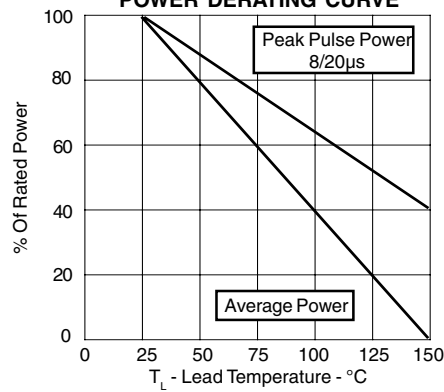
**FIGURE 1  
PEAK PULSE POWER VS PULSE TIME**



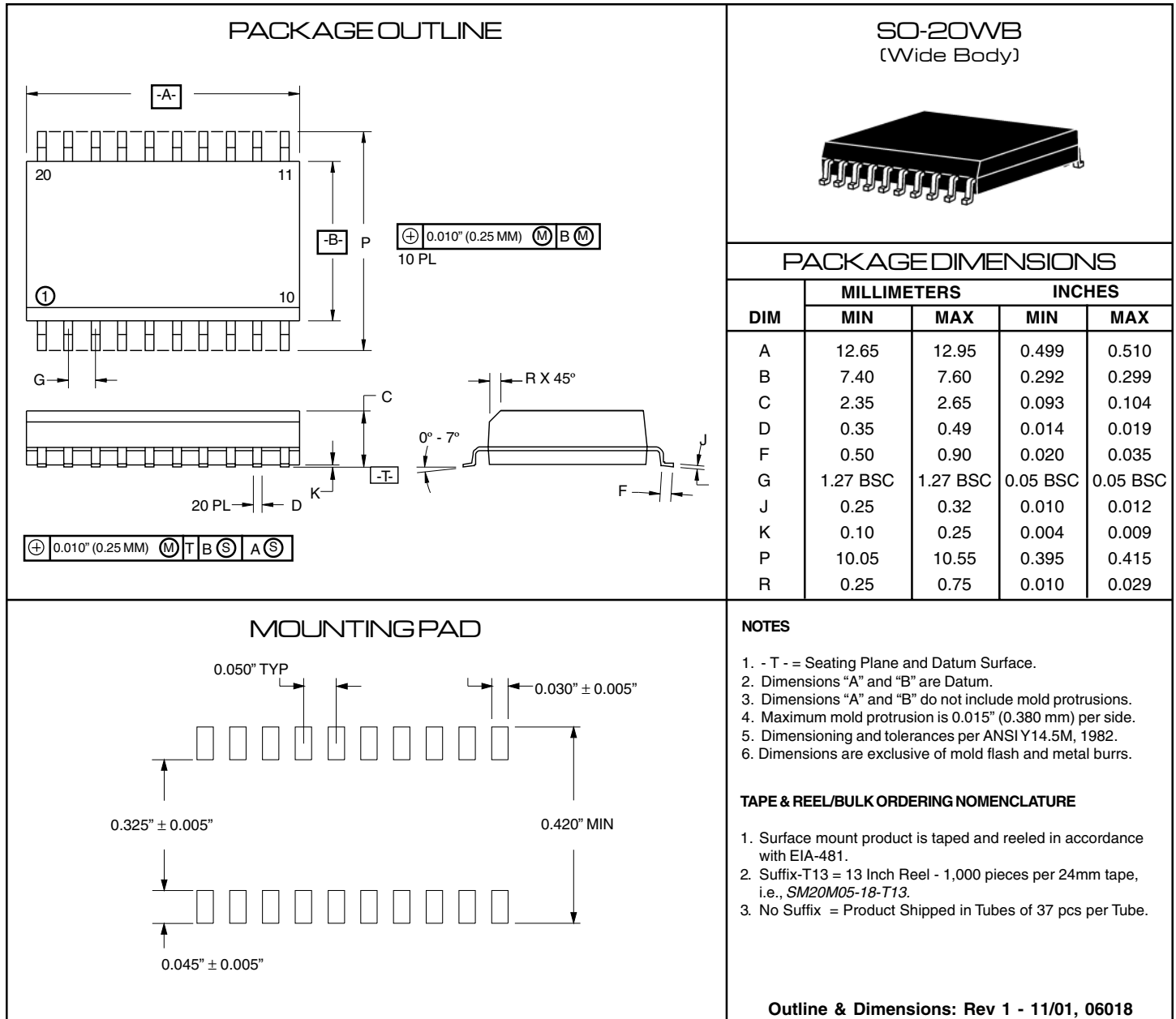
**FIGURE 2  
PULSE WAVE FORM**



**FIGURE 3  
POWER DERATING CURVE**



## PACKAGE OUTLINE & DIMENSIONS



**COPYRIGHT © ProTek Devices 2003**

SPECIFICATIONS: ProTek reserves the right to change the electrical and or mechanical characteristics described herein without notice (except JEDEC).

DESIGN CHANGES: ProTek reserves the right to discontinue product lines without notice, and that the final judgement concerning selection and specifications is the buyer's and that in furnishing engineering and technical assistance, ProTek assumes no responsibility with respect to the selection or specifications of such products.

**ProTek Devices**  
 2929 South Fair Lane, Tempe, AZ 85282  
 Tel: 602-431-8101 Fax: 602-431-2288  
 E-Mail: [sales@protekdevices.com](mailto:sales@protekdevices.com)  
 Web Site: [www.protekdevices.com](http://www.protekdevices.com)