

BG12232C



Feature

1. COB with metal frame
2. No built-in oscillation
3. Built-in controller SED1520Doa(+3V~+5V)
4. 1/32 duty cycle
5. + 5V single power supply
7. Option: LED edge B/L

Mechanical Data

Item	Standard Value	Unit
Module Dimension	65.4 x 28.2	mm
Viewing Area	54.8 x 19.0	mm
Dot Size	0.36 x 0.40	mm
Dot Pitch	0.4 x 0.45	mm



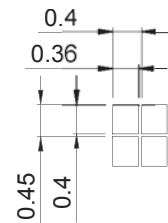
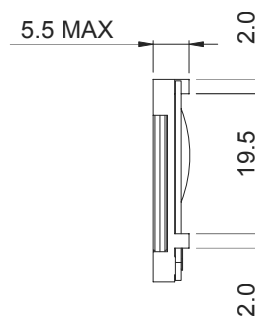
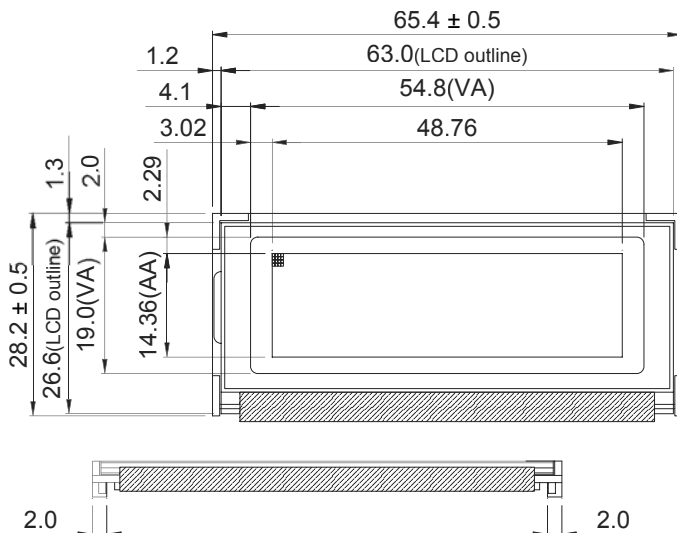
Pin Assignment

Pin	Symbol	Function
1	Vdd	Power supply +3V~+5V
2	Vss	GND
3	Vo	Contrast adjustment
4	/RES	L:Reset
5	E1	Data latch for chip 1
6	E2	Data latch for chip2
7	R/W	R/W signal
8	Ao	H-->Data L-->Instruction
9~16	DB0 ~ 7	Data bus line
17	A	Power supply B/L (+)
18	K	Power supply for B/L (GND)

Electronic Characteristics

Item	Symbol	Condition	Typical Value	Unit
Input Voltage	Vdd	Vdd = +5V	5.0	V
Supply Current	Idd	Vdd = +5V	1.0	mA
LCD Driving Voltage	Vdd-Vo	25°C	4.5	V
LED Forward Voltage	Vf	25°C	4.2	V
LED Forward Current	If	25°C	120	mA

Dimension



DOT SIZE
SCALE 10/1

LED B/L or
NO B/L (WITH HOUSING)