

### PRELIMINARY SPEC



**ATTENTION**  
OBSERVE PRECAUTIONS  
FOR HANDLING  
ELECTROSTATIC  
DISCHARGE  
SENSITIVE  
DEVICES

Part Number: AAAF5060BESUVGAC

BLUE  
HYPER RED  
GREEN

### Features

- CHIPS CAN BE CONTROLLED SEPARATELY.
- SUITABLE FOR ALL SMT ASSEMBLY AND SOLDER PROCESS.
- AVAILABLE ON TAPE AND REEL.
- PACKAGE: 500PCS / REEL.
- MOISTURE SENSITIVITY LEVEL : LEVEL 4.
- RoHS COMPLIANT.

### Description

The Blue source color devices are made with InGaN on SiC Light Emitting Diode.

The Hyper Red source color devices are made with DH InGaAlP on GaAs substrate Light Emitting Diode.

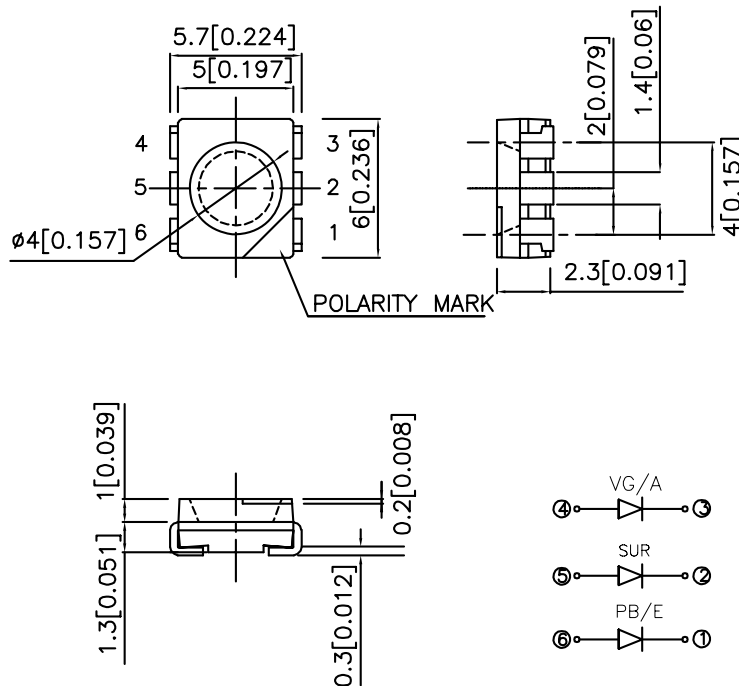
The Green source color devices are made with InGaN on G-SiC Light Emitting Diode.

Static electricity and surge damage the LEDs.

It is recommended to use a wrist band or anti-electrostatic glove when handling the LEDs.

All devices, equipment and machinery must be electrically grounded.

### Package Dimensions



Notes:

1. All dimensions are in millimeters (inches).
2. Tolerance is  $\pm 0.25(0.01)$  unless otherwise noted.
3. Specifications are subject to change without notice.

## Selection Guide

Part No.	Dice	Lens Type	Iv (mcd) [2] @30mA *50mA		Viewing Angle [1]
			Min.	Typ.	2 θ 1/2
AAAF5060BESUVGAC	BLUE (InGaN)	WATER CLEAR	110	250	100°
	HYPERS RED (InGaAlP)		*380	*500	
	GREEN (InGaN)		180	350	

Notes:

1. θ1/2 is the angle from optical centerline where the luminous intensity is 1/2 the optical centerline value.
2. \*Luminous intensity with asterisk is measured at 50mA; Luminous intensity / luminous flux: +/-15%.

## Electrical / Optical Characteristics at TA=25°C

Symbol	Parameter	Device	Typ.	Max.	Units	Test Conditions
λ <sub>peak</sub>	Peak Wavelength	Blue Hyper Red Green	465 640 520		nm	I <sub>F</sub> =20mA
λ <sub>D</sub> [1]	Dominant Wavelength	Blue Hyper Red Green	470 628 525		nm	I <sub>F</sub> =20mA
Δλ <sub>1/2</sub>	Spectral Line Half-width	Blue Hyper Red Green	25 27 35		nm	I <sub>F</sub> =20mA
C	Capacitance	Blue Hyper Red Green	110 45 100		pF	V <sub>F</sub> =0V;f=1MHz
V <sub>F</sub> [2]	Forward Voltage	Blue Hyper Red Green	3.7 1.9 3.2	4.3 2.5 4.0	V	I <sub>F</sub> =20mA
I <sub>R</sub>	Reverse Current	Blue Hyper Red Green		10 10 10	uA	V <sub>R</sub> = 5V

Notes:

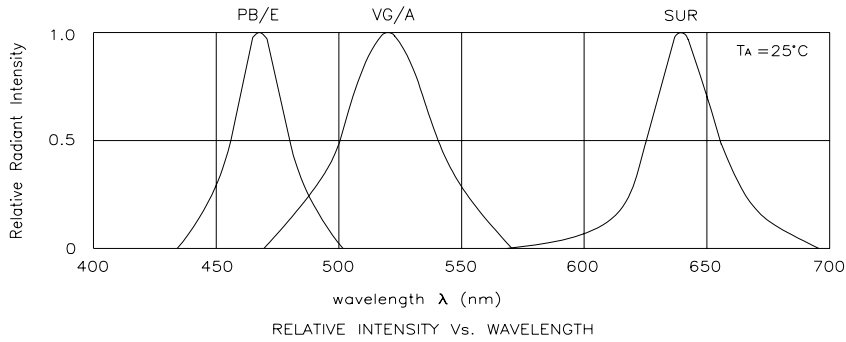
1. Wavelength: +/-1nm.
2. Forward Voltage: +/-0.1V.

## Absolute Maximum Ratings at TA=25°C

Parameter	Blue	Hyper Red	Green	Units
Power dissipation [2]	350			mW
DC Forward Current	30	50	50	mA
Peak Forward Current [1]	160	185	100	mA
Reverse Voltage	5	5	5	V
Operating / Storage Temperature	-40°C To +85°C			

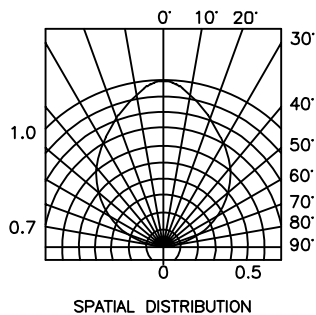
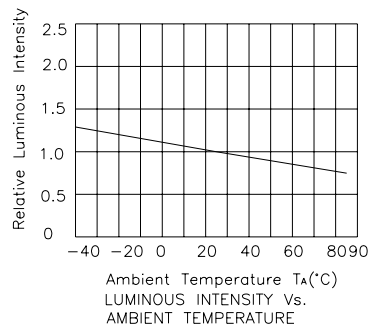
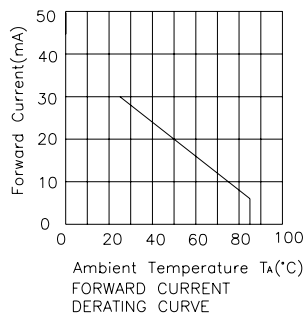
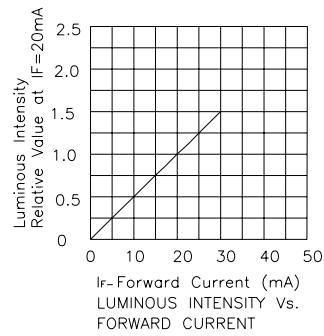
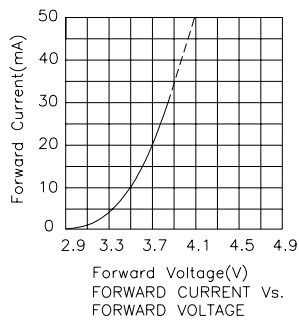
Notes:

1. 1/10 Duty Cycle, 0.1ms Pulse Width.
2. Within 350mW at all chips are lightened.



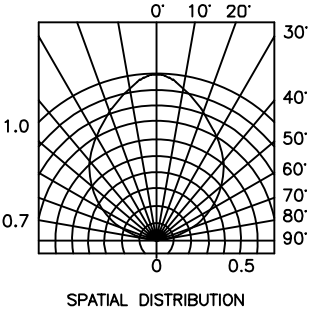
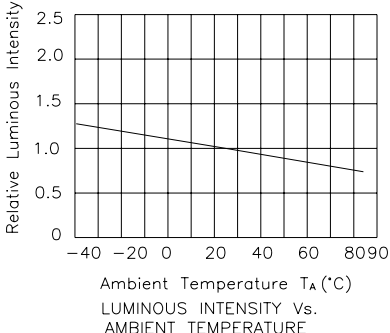
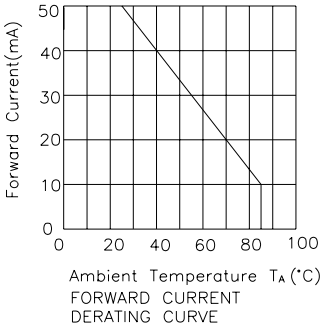
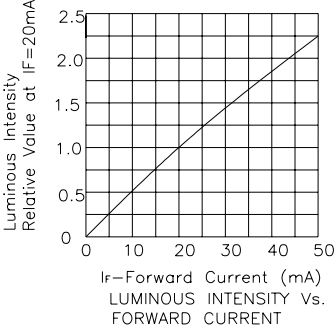
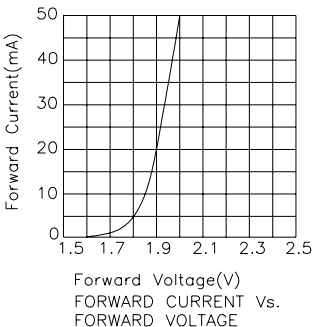
## AAAF5060BESUVGAC

### Blue



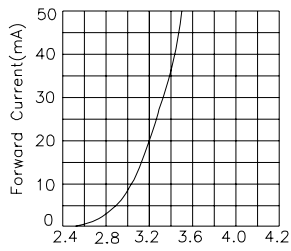
# Kingbright

## Hyper Red

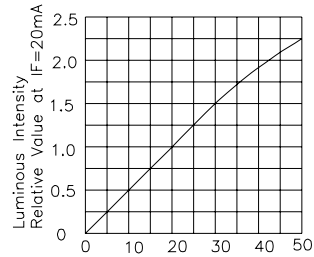


# Kingbright

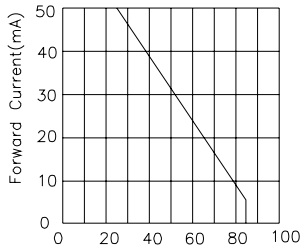
## Green



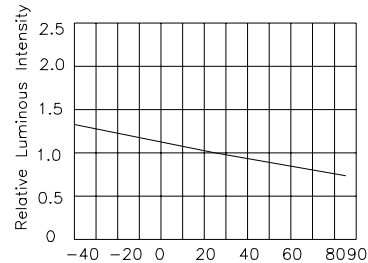
Forward Voltage(V)  
FORWARD CURRENT Vs  
FORWARD VOLTAGE



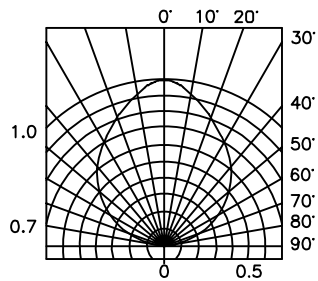
If-Forward Current (mA)  
LUMINOUS INTENSITY Vs.  
FORWARD CURRENT



Ambient Temperature  $T_a$  (°C)  
FORWARD CURRENT  
DERATING CURVE



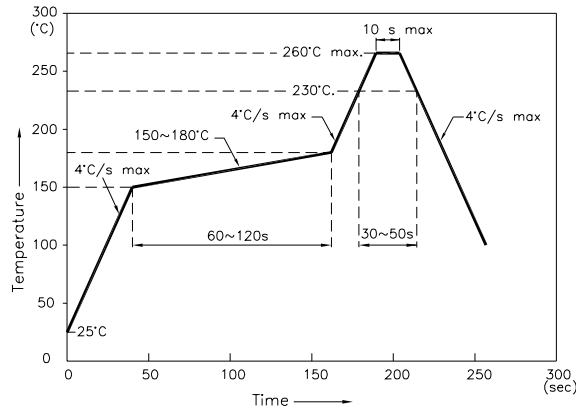
Ambient Temperature  $T_a$  (°C)  
LUMINOUS INTENSITY Vs.  
AMBIENT TEMPERATURE



SPATIAL DISTRIBUTION

## AAAF5060BESUVGAC

Reflow Soldering Profile For Lead-free SMT Process.

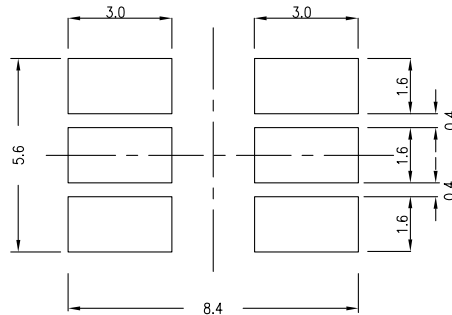


**NOTES:**

1. We recommend the reflow temperature 245°C(+/-5°C). The maximum soldering temperature should be limited to 260°C.
2. Don't cause stress to the epoxy resin while it is exposed to high temperature.
3. Number of reflow process shall be 2 times or less.

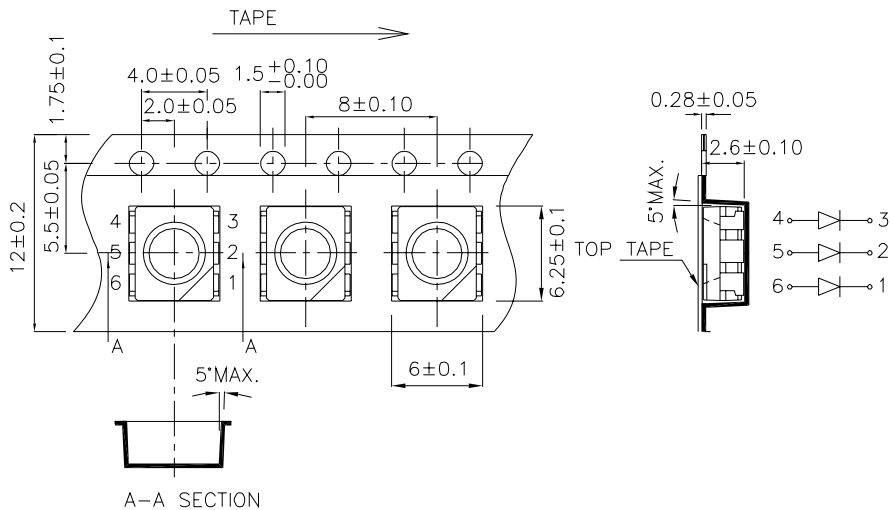
### Recommended Soldering Pattern

(Units : mm; Tolerance: ±0.1)



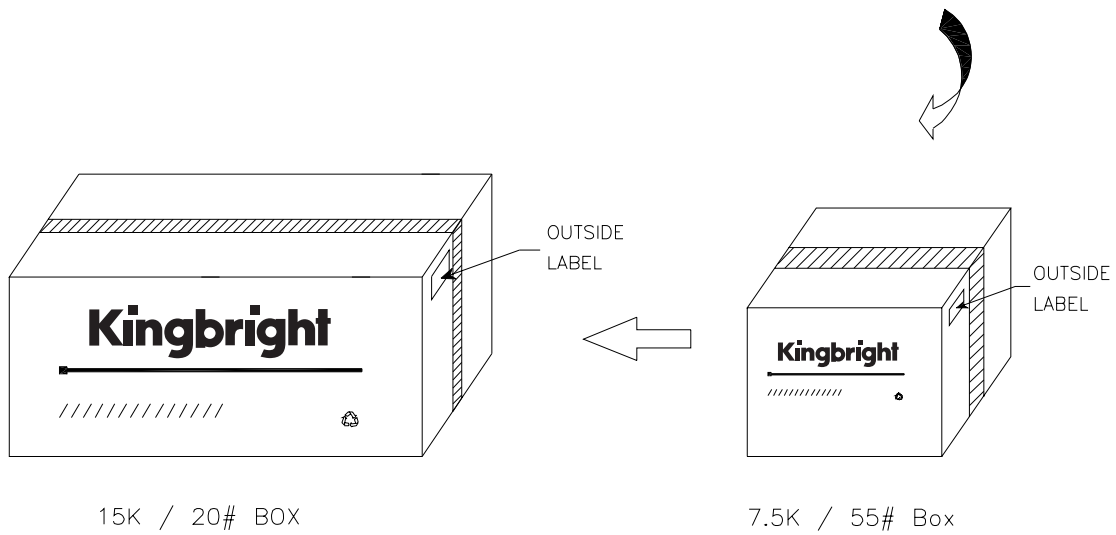
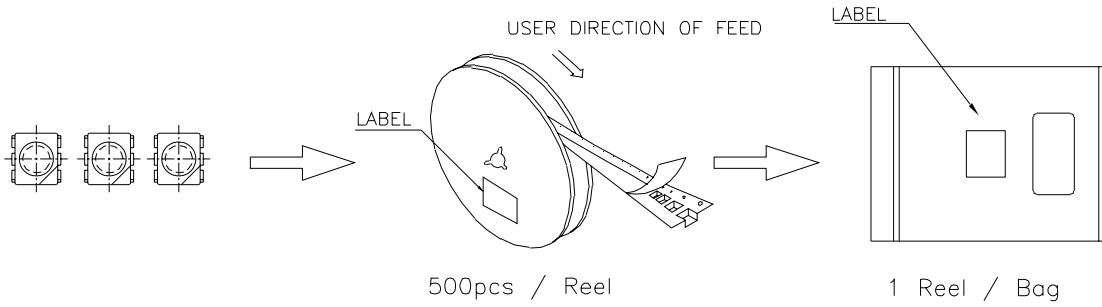
### Tape Specifications


(Units : mm)



## PACKING & LABEL SPECIFICATIONS

## AAAF5060BESUVGAC



<b>Kingbright</b>	
P/NO: AAAF5060xxx	
QTY: 500 pcs	Q.C. <span style="border: 1px solid black; border-radius: 50%; padding: 2px;">Q C xx xx. xxx PASSED</span>
S/N: XXXX	
CODE: XXX	
LOT NO:	
 <small>xxxxxxxxxxxxxxxxxxxxxxxxxxxxxxxx</small>	
MADE IN CHINA	RoHS Compliant