

UHF variable capacitance diode

FEATURES

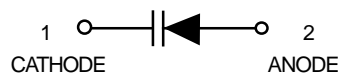
- Excellent linearity
- Excellent matching to 2% DMA
- Ultra small plastic SMD package
- C28: 2.1 pF; ratio: 9
- Low series resistance.

APPLICATIONS

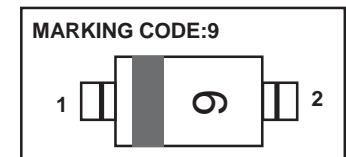
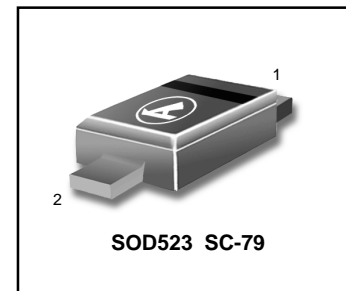
- Electronic tuning in UHF television tuners
- Voltage controlled oscillators

DESCRIPTION

The BB179 is a planar technology variable capacitance diode, in a SOD523 (SC-79) package. The excellent matching performance is achieved by gliding matching and a direct matching assembly procedure.



BB 179



LIMITING VALUES In accordance with the Absolute Maximum Rating System (IEC 134).

SYMBOL	PARAMETER	CONDITIONS	MIN.	MAX.	UNIT
V_R	continuous reverse voltage		–	30	V
V_{RM}	peak reverse voltage	in series with a 10 kΩ resistor	–	35	V
I_F	continuous forward current		–	20	mA
T_{stg}	storage temperature		–55	+150	°C
T_j	operating junction temperature		–55	+125	°C

ELECTRICAL CHARACTERISTICS $T_j=25^\circ\text{C}$ unless otherwise specified.

SYMBOL	PARAMETER	CONDITIONS	MIN.	MAX.	TYP.	UNIT
I_R	reverse current	$V_R = 30\text{ V}$; see Fig.2	–	–	10	nA
		$V_R = 30\text{ V}$; $T_j=85^\circ\text{C}$; see Fig.2	–	–	200	nA
r_s	diode series resistance	$f = 470\text{ MHz}$; V_R is the value at which $C_d = 9\text{ pF}$	–	0.6	0.75	Ω
C_d	diode capacitance	$V_R = 1\text{ V}$; $f = 1\text{ MHz}$; see Figs 1 and 3	18.22	–	21.26	pF
		$V_R = 28\text{ V}$; $f = 1\text{ MHz}$; see Figs 1 and 3	1.951	–	2.225	pF
$\frac{C_{d(1V)}}{C_{d(2V)}}$	capacitance ratio	$f = 1\text{ MHz}$	–	1.27	–	
$\frac{C_{d(1V)}}{C_{d(28V)}}$	capacitance ratio	$f = 1\text{ MHz}$	8.45	–	10.9	
$\frac{C_{d(25V)}}{C_{d(28V)}}$	capacitance ratio	$f = 1\text{ MHz}$	–	1.05	–	
$\frac{\Delta C_d}{C_d}$	capacitance matching	$V_R = 1$ to 28 V ; in a sequence of 15 diodes(gliding)	–	–	2	%

BB 179

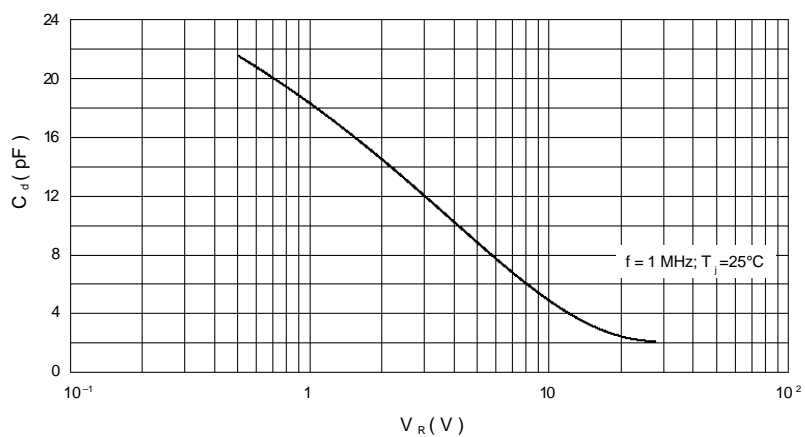


Fig.1 Diode capacitance as a function of reverse voltage; typical values.

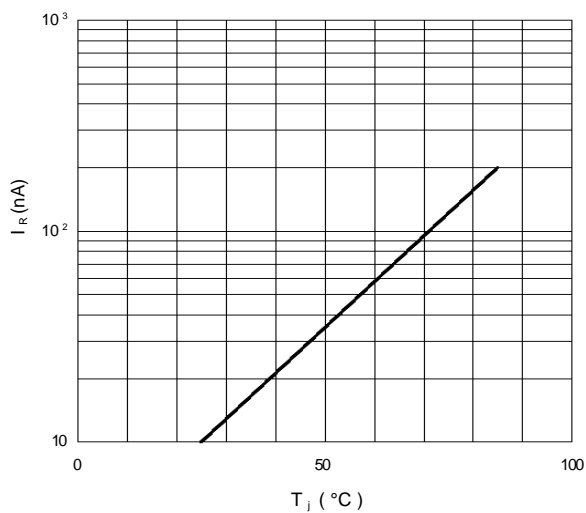


Fig.2 Reverse current as a function of junction temperature; maximum values.

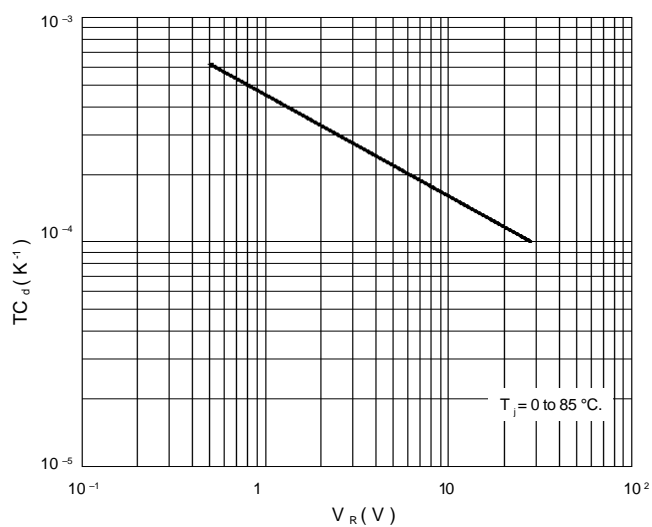


Fig.3 Temperature coefficient of diode capacitance as a function of reverse voltage; typical values.