

**Features**

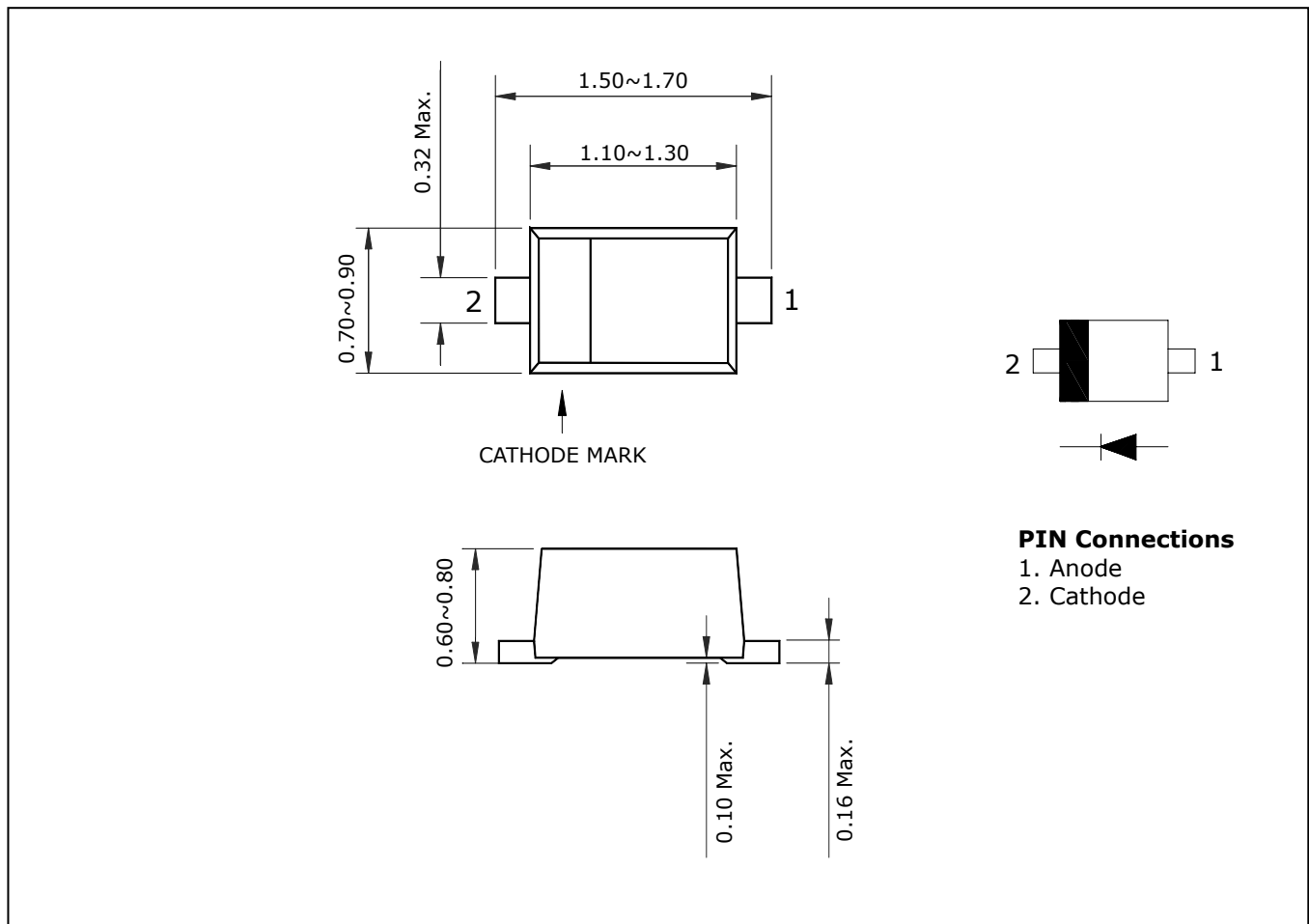
- SMD package : SOD-523
- Low capacitance :  $C_T=0.25\text{pF(Typ.)}$
- Low series resistance :  $r_s=7\Omega\text{(Typ.)}$
- VHF tuner band RF attenuator application
- AGC for FM tuner

**Ordering Information**

Type No.	Marking	Package Code
SDP520Q	2M	SOD-523

**Outline Dimensions**

unit : mm



**Absolute maximum ratings**

Ta=25°C

Characteristic	Symbol	Ratings	Unit
Continuous reverse voltage	$V_R$	50	V
Forward current	$I_F^*$	50	mA
Junction temperature	$T_j$	150	°C
Storage temperature	$T_{stg}$	-55 ~ 150	°C

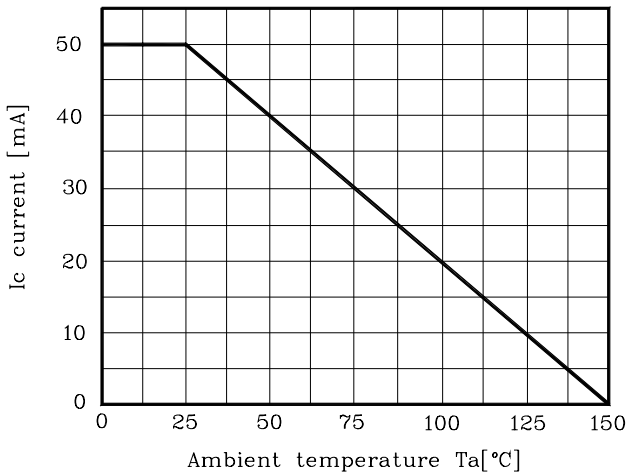
\* : Unit ratings. Total rating = Unit rating × 1.5

**Electrical Characteristics**

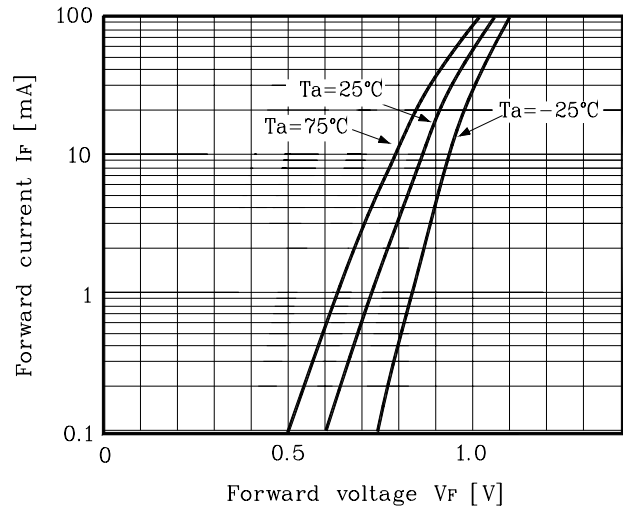
Ta=25°C

Characteristic	Symbol	Test Condition	Min.	Typ.	Max.	Unit
Reverse voltage	$V_R$	$I_R=10\mu A$	50	-	-	V
Reverse current	$I_R$	$V_R=50V$	-	-	0.1	$\mu A$
Forward voltage	$V_F$	$I_F=50mA$	-	0.95	-	V
Total capacitance	$C_T$	$V_R=50V, f=1MHz$	-	0.25	0.5	pF
Series resistance	$r_S$	$I_F=0.01mA, f=100MHz$	-	2800	-	$\Omega$
		$I_F=0.1mA, f=100MHz$	-	380	-	$\Omega$
		$I_F=1mA, f=100MHz$	-	45	-	$\Omega$
		$I_F=10mA, f=100MHz$	-	7	-	$\Omega$

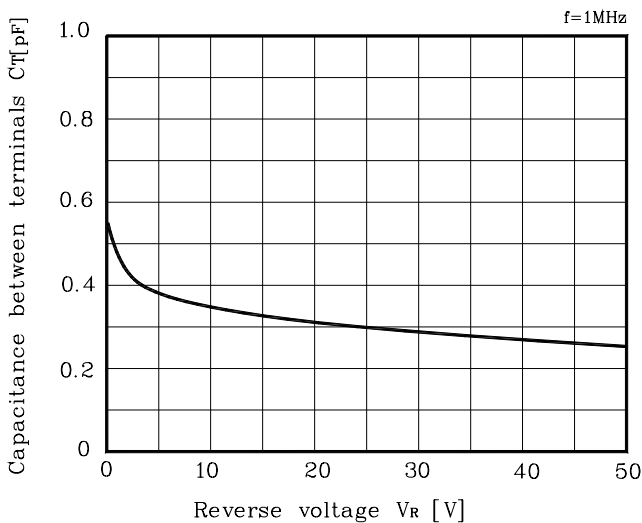
**Fig. 1  $I_C-T_a$**



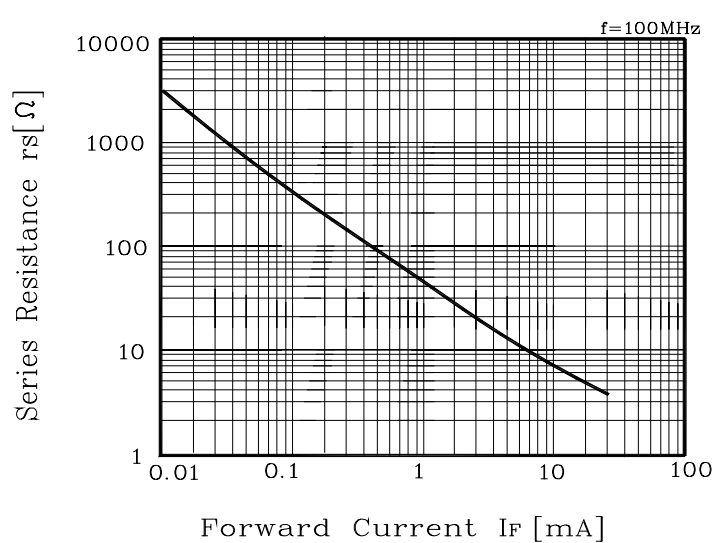
**Fig. 2  $I_F-V_F$**



**Fig. 3  $C_T-V_R$**



**Fig. 4  $r_s-I_F$**



The AUK Corp. products are intended for the use as components in general electronic equipment (Office and communication equipment, measuring equipment, home appliance, etc.).

Please make sure that you consult with us before you use these AUK Corp. products in equipments which require high quality and / or reliability, and in equipments which could have major impact to the welfare of human life(atomic energy control, airplane, spaceship, transportation, combustion control, all types of safety device, etc.). AUK Corp. cannot accept liability to any damage which may occur in case these AUK Corp. products were used in the mentioned equipments without prior consultation with AUK Corp..

Specifications mentioned in this publication are subject to change without notice.