

INTEGRATED CONNECTOR MODULES

0854-2X4R-66-F Power over Ethernet MagJack® 2 x 4



ELECTRICAL CHARACTERISTICS @ 25°C

URNS RATIO

TP1	1CT : 1CT ±2%
TP2	1CT : 1CT ±2%
TP3	1CT : 1CT ±2%
TP4	1CT : 1CT ±2%

DCL @ 100kHz/100mVRMS

8mA DC BIAS	350µH MIN.
-------------	------------

INS. LOSS

0.1MHz TO 1MHz	-1.1 dB MAX
1MHz TO 65MHz	-0.5 dB MAX
65MHz TO 100MHz	-0.8 dB MAX
100MHz TO 125MHz	-1.2 dB MAX

RET. LOSS (MIN)

0.5MHz-40MHz	-18 dB
40MHz-100MHz	-12+20LOG(f/80MHz) dB

CM TO CM REJ

100kHz - 100MHz	-30 dB MIN
-----------------	------------

CM TO DM REJ

100kHz - 100MHz	-35 dB MIN
-----------------	------------

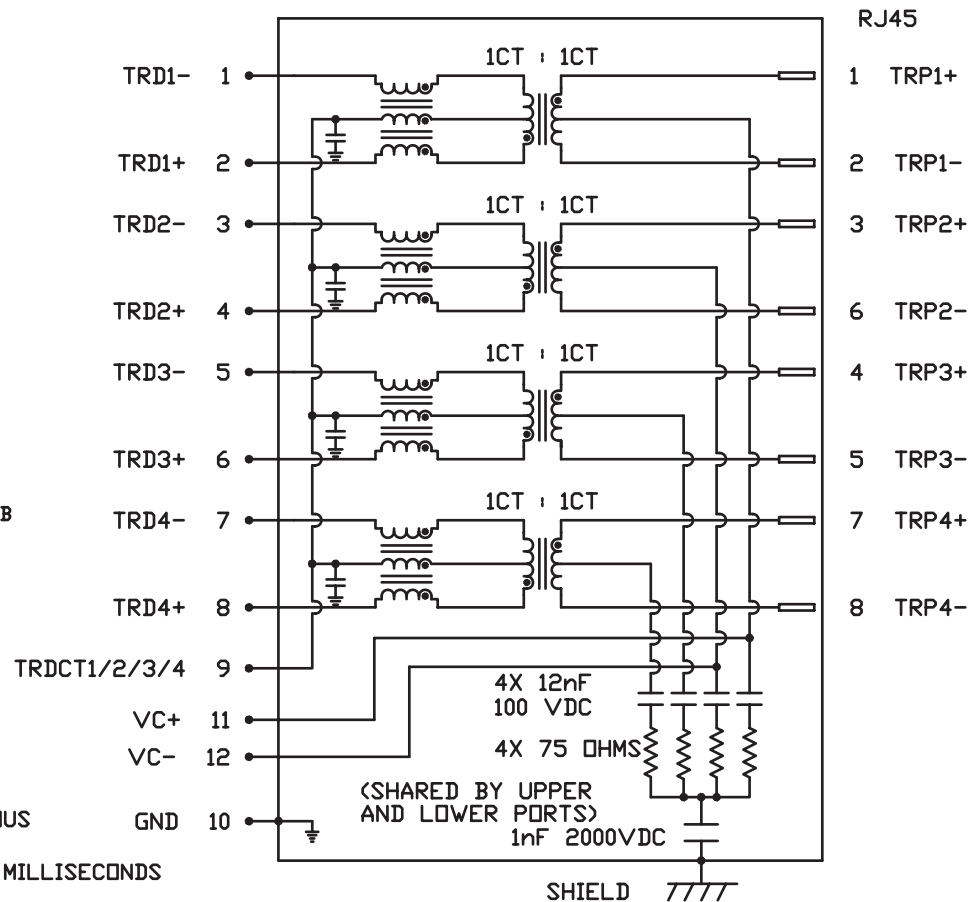
HIPOT (Isolation Voltage)

100% OF PRODUCT TESTED IN PRODUCTION	2250 VDC
---	----------

BALANCED DC LINE CURRENT

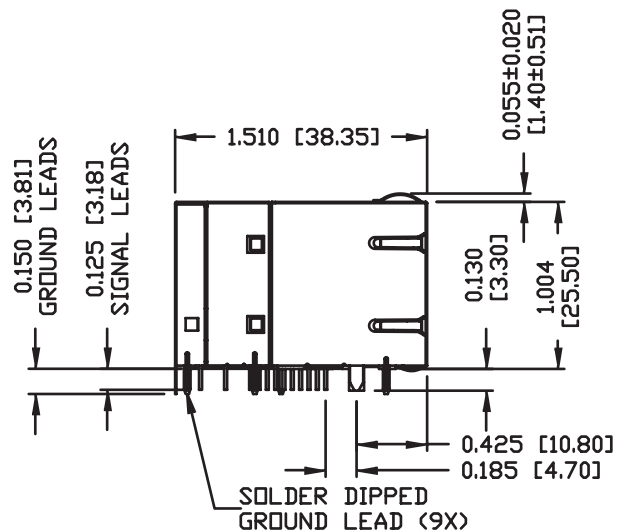
350 mA MAX. @ 57 VDC CONTINUOUS
500 mA MAX. @ 57 VDC for 200 MILLISECONDS

SCHEMATIC



INTEGRATED CONNECTOR MODULES

0854-2X4R-66-F Power over Ethernet MagJack® 2 x 4



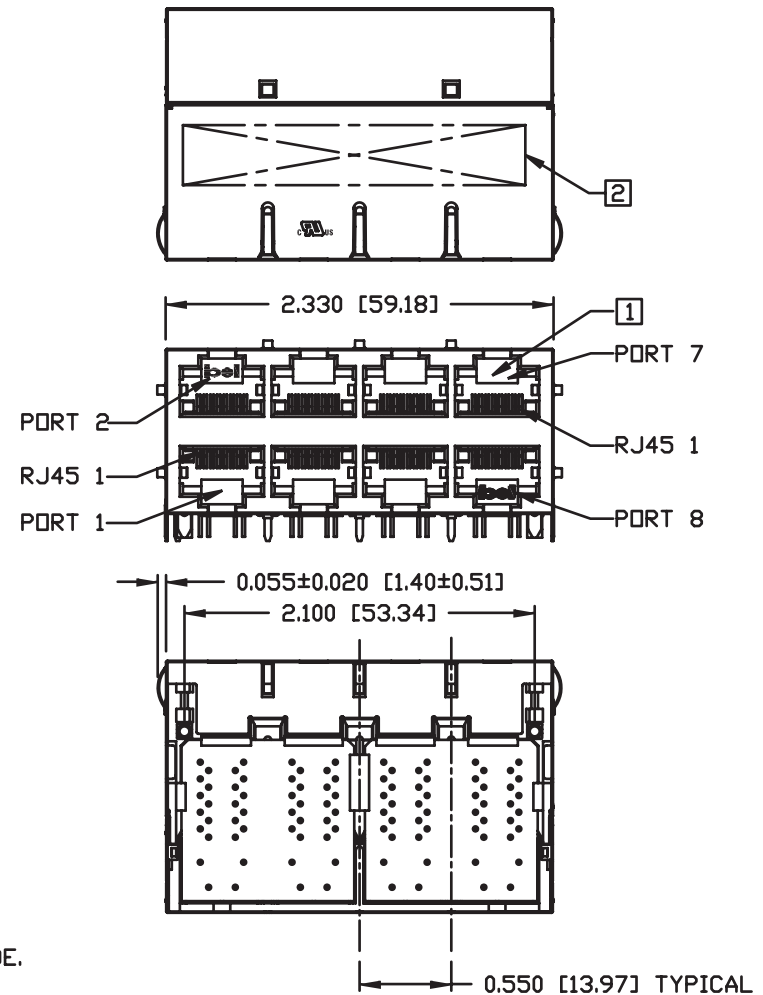
NOTES:

- PLASTIC HOUSING: THERMOPLASTIC PBT
FLAMMABILITY RATING UL 94V-0
- CONTACT PLATING: 50 MICRO-INCH HARD GOLD PLATING
- OUTPUT PINS: TIN-COATED COPPER WIRE, DIA 0.018 INCH.
- METAL SHIELD: NICKEL PLATED ON COPPER ALLOY.
(ALL GROUND LEADS ARE SOLDER DIPPED)

- ① JACK CAVITY CONFORMS TO FCC RULES AND REGULATIONS, PART 68 SUBPART F.
- ② MARK PART WITH MFG LOGO, NAME, PART NUMBER AND DATE CODE.

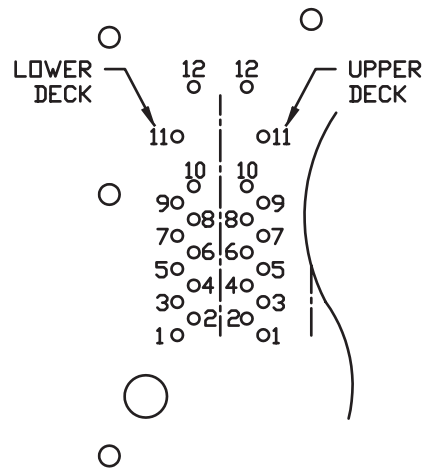
UL US UL RECOGNIZED - FILE #E196366 AND E169987.

RoHS COMPLIANT, PER EU DIRECTIVE 2002/95/EC



INTEGRATED CONNECTOR MODULES

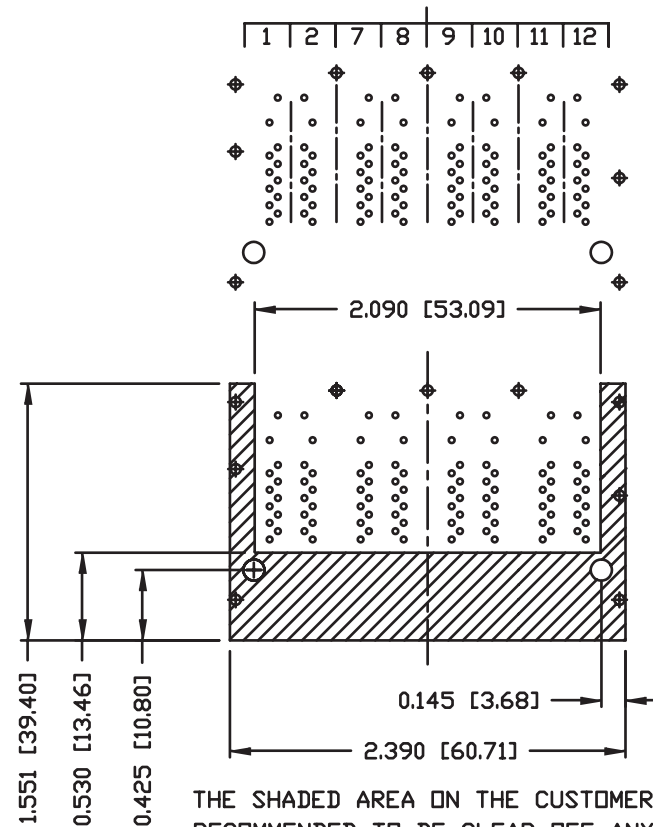
0854-2X4R-66-F Power over Ethernet MagJack® 2 x 4



PIN-OUT INFORMATION
(COMPONENT SIDE VIEW)

12	VC-
11	VC+
10	GND
9	TRCT1/2/3/4
8	TRD 4+
7	TRD 4-
6	TRD 3+
5	TRD 3-
4	TRD 2+
3	TRD 2-
2	TRD 1+
1	TRD 1-

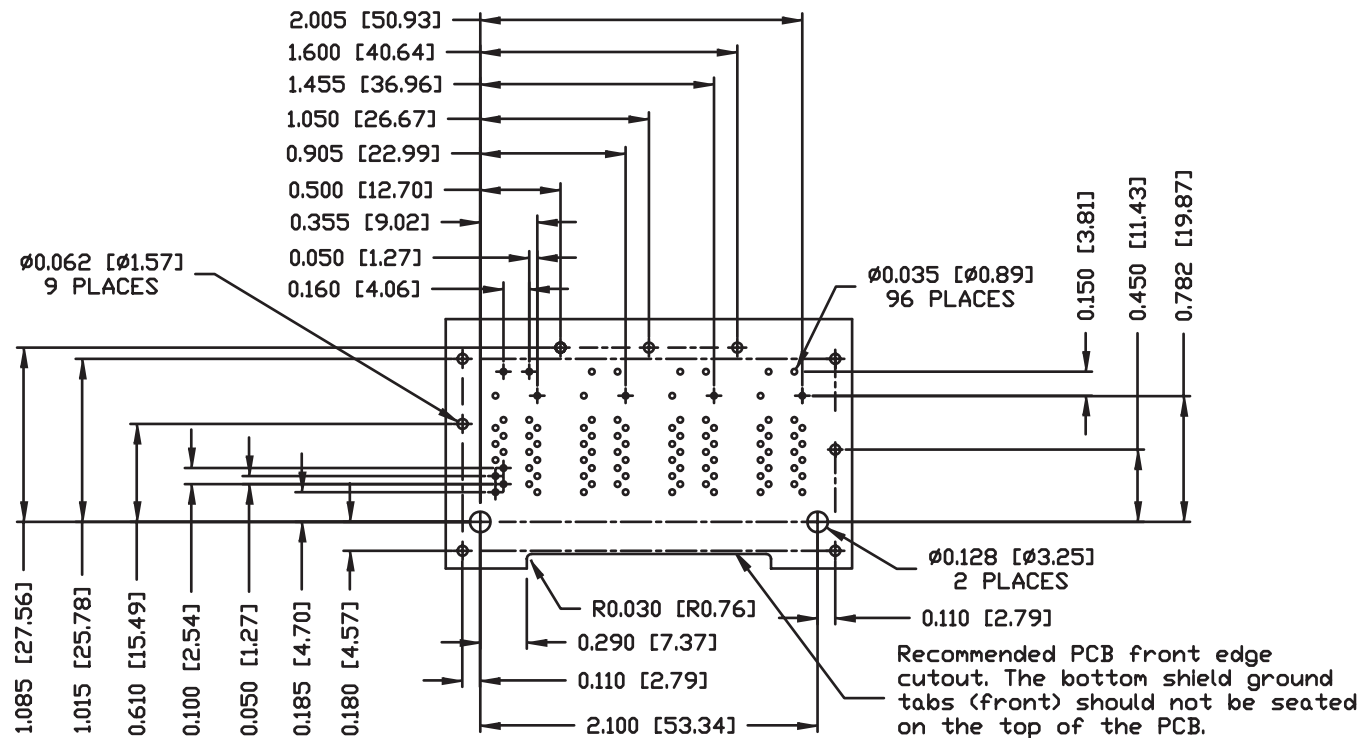
PORT ASSIGNMENT
(COMPONENT SIDE VIEW)



THE SHADED AREA ON THE CUSTOMER BOARD ARE RECOMMENDED TO BE CLEAR OFF ANY VIA HOLE OR COMPONENT PAD.

INTEGRATED CONNECTOR MODULES

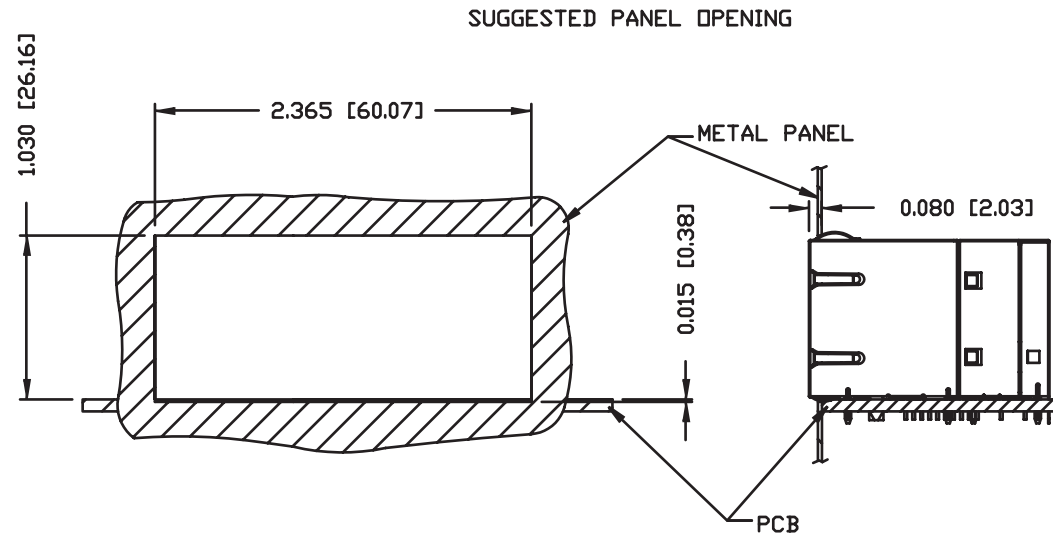
0854-2X4R-66-F Power over Ethernet MagJack® 2 x 4



SUGGESTED FOOTPRINT
(COMPONENT SIDE VIEW)

INTEGRATED CONNECTOR MODULES

0854-2X4R-66-F Power over Ethernet MagJack® 2 x 4



NOTE:

THE DISTANCE OF PANEL INSIDE SURFACE RELATIVE TO FRONT SURFACE OF PART IS ONLY A SUGGESTION. IN CASE THIS DISTANCE IS DIFFERENT, THE REQUIRED PANEL OPENING DIMENSIONS CHANGE ACCORDINGLY.

PACKING INFORMATION

PACKING TRAY : 0200-9999-G2 (TOP)
0200-9999-G3 (BOTTOM)

PACKING QUANTITY : 20 PCS FINISHED GOODS PER TRAY.
5 TRAYS (100PCS FINISHED GOODS) PER CARTON BOX.

NOTE : CARDBOARDS ARE PLACED BETWEEN LAYERS OF PACKING TRAY INSIDE CARTON BOX.
(INCLUDE THE UPPERMOST AND LOWERMOST TRAY)