


POWERLINE SIGNAL COUPLERS

3 and 4 Winding Boxed and Sleeved Variants

FEATURES

- Designed for use with Intellon INT5131/INT1000 and INT51X1 chipsets
- Fully compatible with Bel's 79102 family of products
- Variants available for desktop, DC wallplug and AC power corded implementations
- Provides reinforced isolation for world wide application
- Minimum footprint design



Part Number	Description
79201	Three winding coupler with sleeve and wire leads
79201-B	Three winding coupler in rigid pinned box
79202	Four winding coupler with sleeve and wire leads
79202-B	Four winding coupler in rigid pinned box

BENEFITS

Bel's 79201 and 79202 are signal coupling transformers for use with the full range of Intellon HomePlug™ 1.0 compliant chipsets. These transformers provide a low cost high quality solution to simplify the implementation of HomePlug products.

The couplers are fully compatible with APC79101-x analog front end modules for maximum design flexibility, as well as the latest 79102xx-x modules incorporating the INT51X1 chipset for more highly integrated systems.

A single 79201 coupler may be used where the chipset is co-located with the equipment power supply such as a mains powered desktop unit or wallplug modem. With the addition of a 79202 coupler, the chipset may be located in equipment fed from a DC line cord wall adapter.



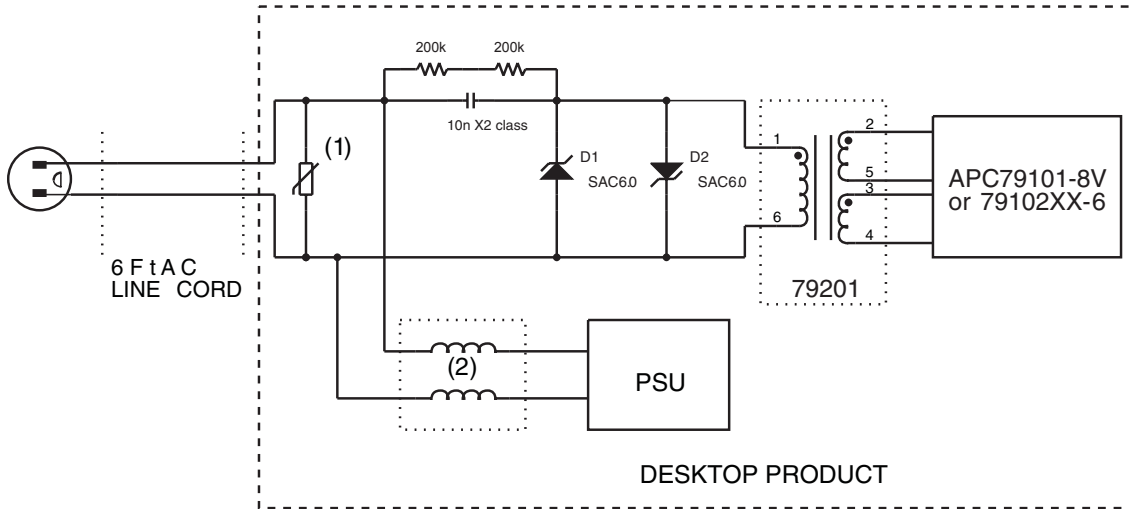
In Partnership with



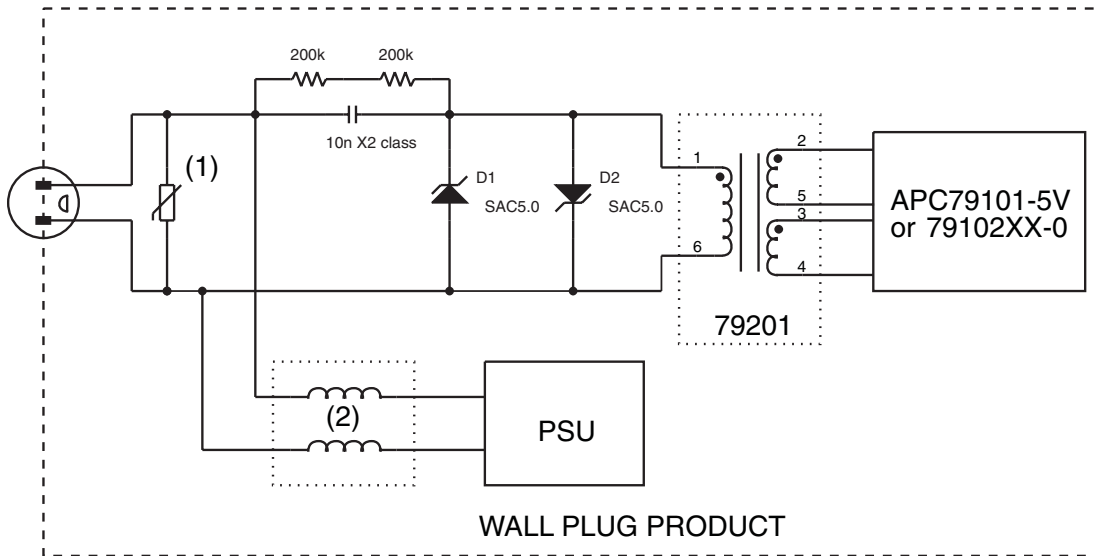
POWERLINE SIGNAL COUPLERS 3 and 4 Winding Boxed and Sleeved Variants

TYPICAL APPLICATIONS

Desktop product with an AC power cord



Self contained wall plug product

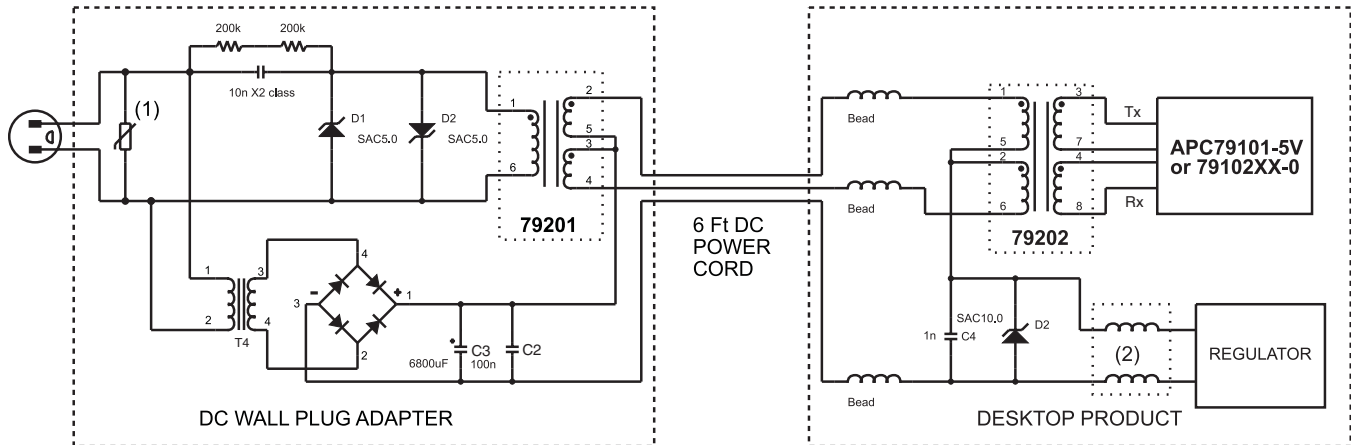


POWERLINE SIGNAL COUPLERS

3 and 4 Winding Boxed and Sleeved Variants

TYPICAL APPLICATIONS

Desktop product with a DC power cord

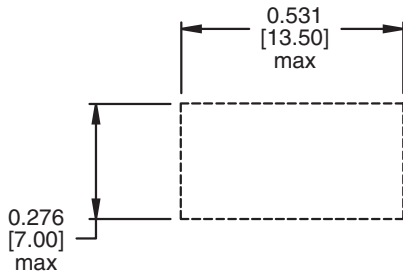


Notes

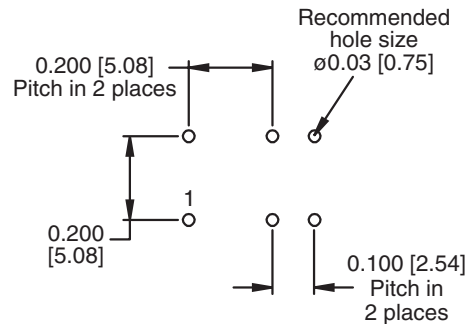
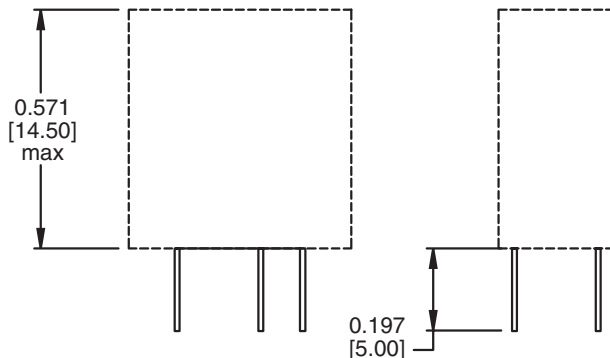
1. A suitable MOV transient suppressor should be chosen depending on the designed AC supply voltage of the product. We recommend a 240V part for 115VAC operation or a 375V part for 230-250V application.
2. High frequency isolation may be required if power supply circuits with high input capacitance, such as switch mode designs, are used. Inductors for this purpose should be minimum 25uH and have good performance in the 4 to 21 MHz band.

MECHANICAL

79201



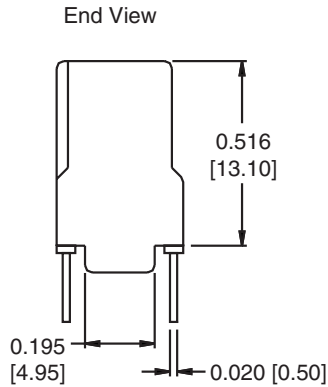
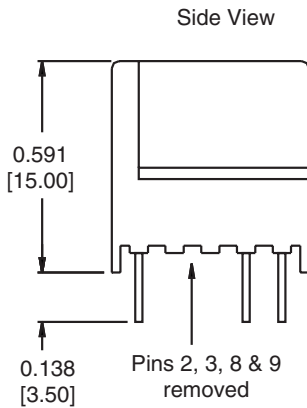
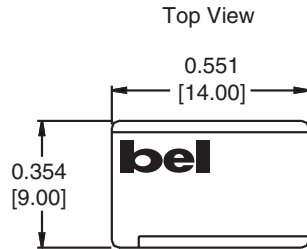
Note: Dashed box defines maximum component outline.



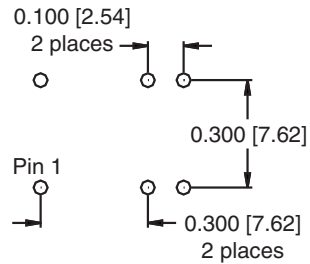
POWERLINE SIGNAL COUPLERS 3 and 4 Winding Boxed and Sleeved Variants

MECHANICAL

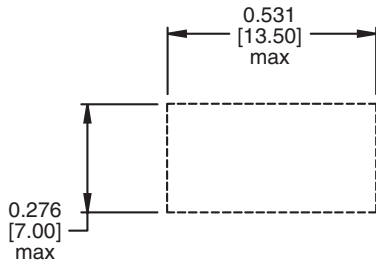
79201-B



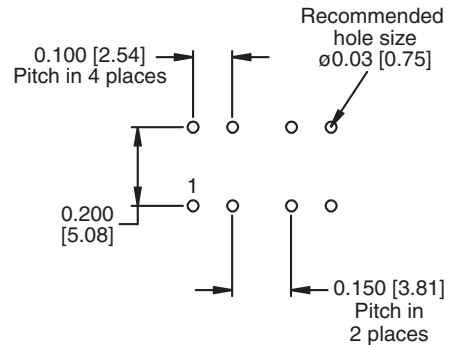
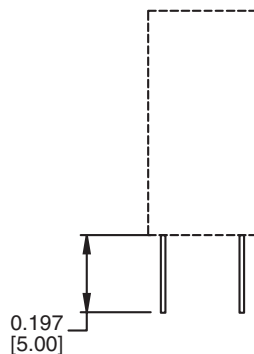
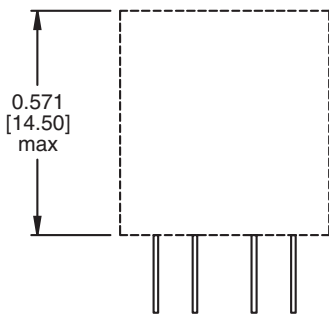
Recommended PCB Layout



79202



Note: Dashed box defines maximum component outline.

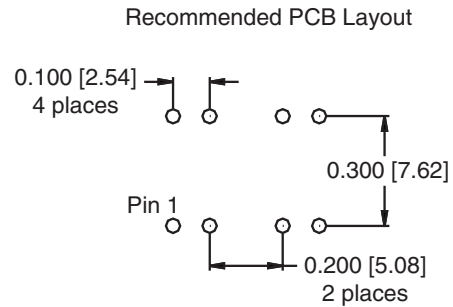
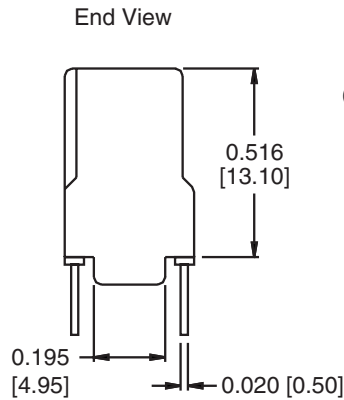
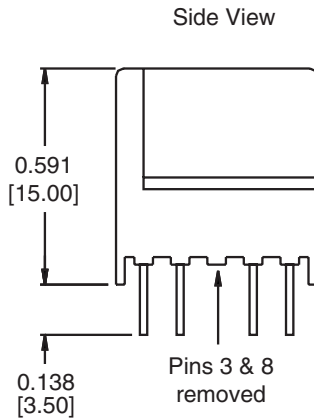
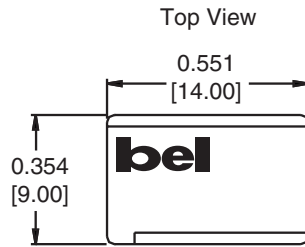


POWERLINE SIGNAL COUPLERS

3 and 4 Winding Boxed and Sleeved Variants

MECHANICAL

79202-B



©2003 Bel Fuse Inc. Specifications subject to change without notice. 11.11.03
Intellon, PowerPacket, SIMPLE and SIMPLE PowerBus are registered trademarks of Intellon Corporation.

CORPORATE

Bel Fuse Inc.
206 Van Vorst Street
Jersey City, NJ 07302
Tel 201-432-0463
Fax 201-432-9542
www.belfuse.com

FAR EAST

Bel Fuse Ltd.
8F / 8 Luk Hop Street
San Po Kong
Kowloon, Hong Kong
Tel 852-2328-5515
Fax 852-2352-3706
www.belfuse.com

EUROPE

Bel Stewart Connector
45/46 Riverside
Medway City Estate
Rochester, Kent ME2 4DP U.K.
Tel 44-1634-722890
Fax 44-1634-716677
www.belfuse.com