


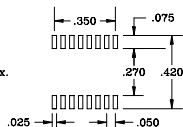
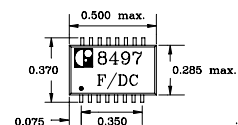
- Isolation transformers for Ethernet
- Low leakage inductance and coupling capacitance for faster rise times
- Small size

Designed to be used with the following device:

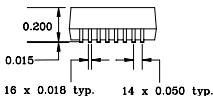
Level One LXT914



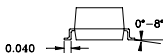
Mechanical and Schematic (All dimensions in inches)



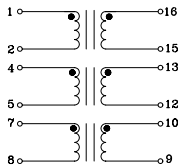
SUGGESTED PAD LAYOUT



16 x 0.018 typ. 14 x 0.050 typ.



SCHEMATIC



ELECTRICAL SPECIFICATION @ 25°C

Part Number	Turns Ratio (±5%)	Primary Pins	Primary Sine Wave L (Hz±20%)	Primary ET-Constant (V-s MIN)	Rise Time (ns MAX)	Interwinding Capacitance C _{ww} (pF MAX)	Leakage Inductance LL (H MAX)	DCR (MAX)	Hipot (Vrms)
8497	1:1	1-2/4-5/7-8	75	1.8	3.0	8	0.20	0.30	2000

NOTES:

1. L, C_{ww} and LL are measured at 20 mVrms, 100 kHz.
2. Rise time is measured in 75 systems.