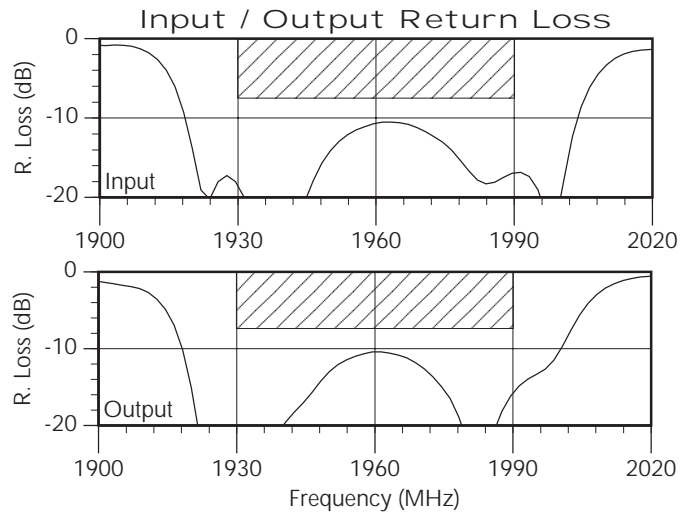
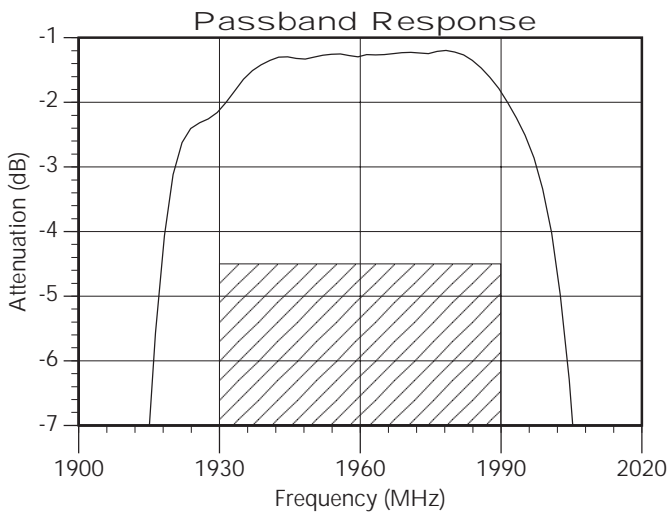
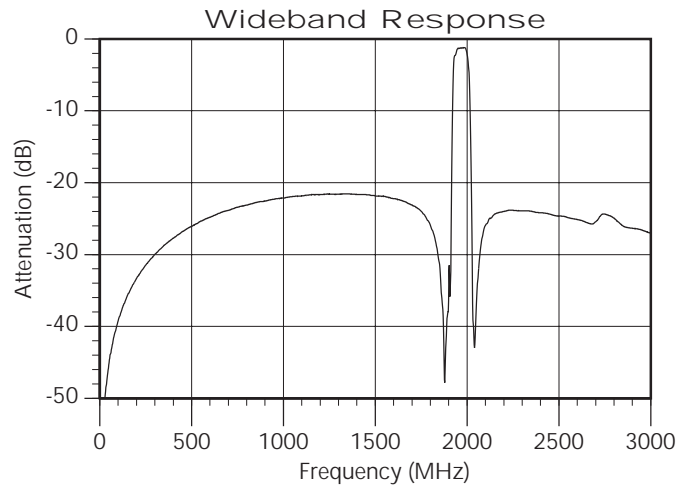
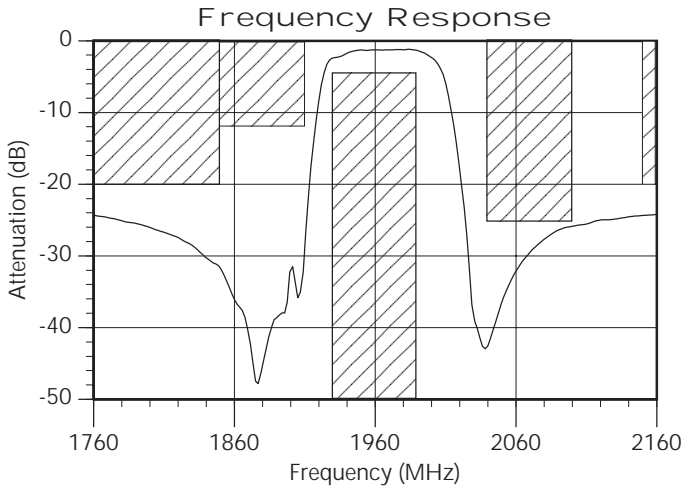
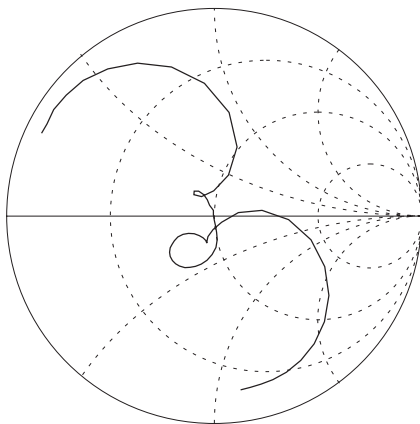


Data Sheet

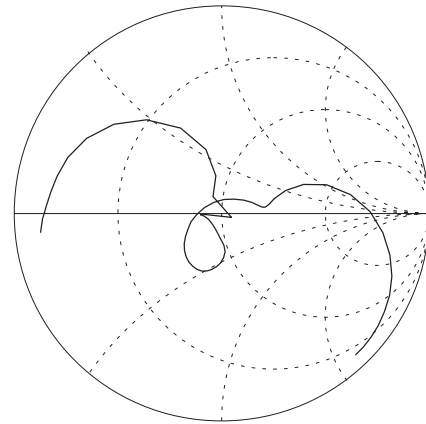
Typical Performance



Input Smith Chart



Output Smith Chart

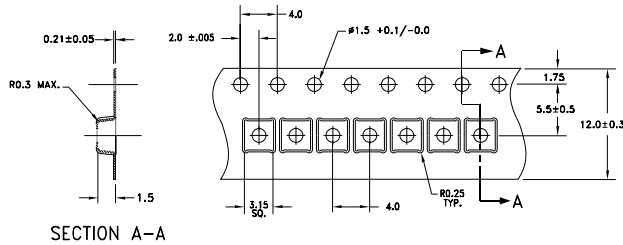


8/31/00

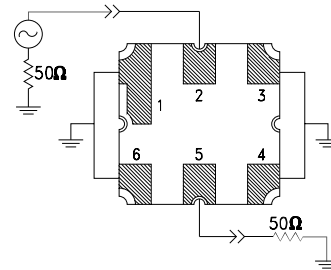
Specifications

Parameter	Unit	Minimum	Typical	Maximum
Center Frequency	MHz	-	1960	-
Maximum Insertion Loss (1930 - 1990 MHz): -30 to +85°C	dB	-	2.1	4.5
Maximum Insertion Loss (1930 - 1990 MHz): +25°C	dB	-	2.1	3.3
Passband Ripple (1930 - 1990 MHz): -30 to +85°C	dB p-p	-	0.3	3.5
Passband Ripple (1930 - 1990 MHz): +25°C	dB p-p	-	0.4	2.4
Absolute Attenuation: 10 - 1850 MHz	dB	20	22	-
Absolute Attenuation: 1850 - 1910 MHz	dB	12	27	-
Absolute Attenuation: 2040 - 2100 MHz	dB	25	26	-
Absolute Attenuation: 2150 - 2210 MHz	dB	20	24	-
Absolute Attenuation: 2210 - 4000 MHz	dB	15	25	-
Input/Output Return Loss (1930 - 1990 MHz)	dB	7.4	11	-
RF Power	dBm	-	-	+13
Operating Temperature Range	°C	-30	25	+85

Tape Information



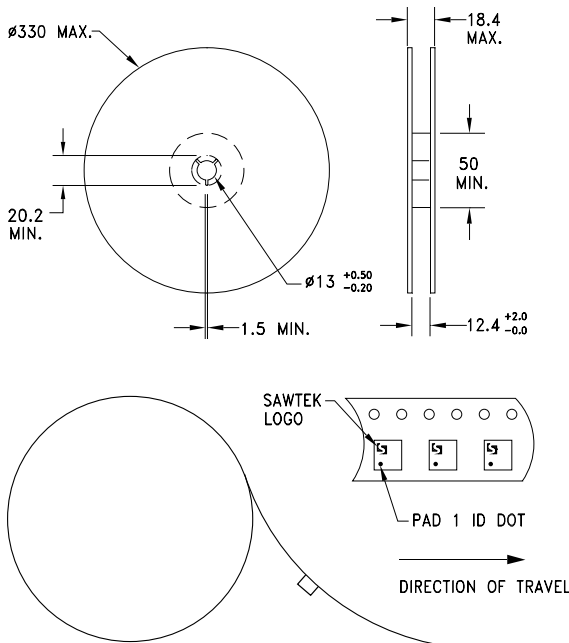
Schematic



• All dimensions in millimeters

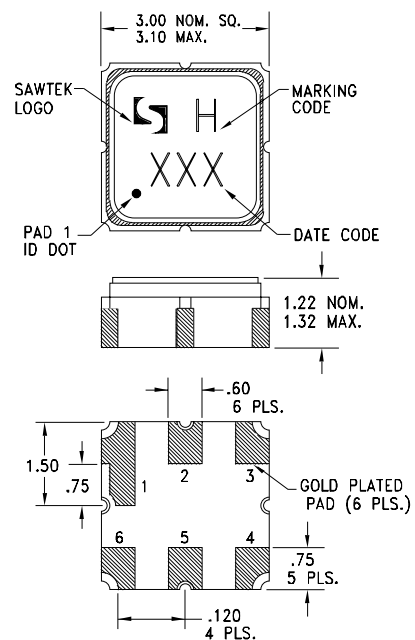
• No matching required for 50Ω operation.

Reel Information



• Packaging quantity: 10,000 pcs / reel

Package Outline



• Ceramic surface mount package.