



PM/P/P Cores Halves/EP/TT/PR Cores

Series/Type: P 9 x 5

The following products presented in this data sheet are being withdrawn.

Ordering Code	Substitute Product	Date of Withdrawal	Deadline Last Orders	Last Shipments
B65522A50000000		2004-10-18	2005-03-31	2005-09-30
B65517D0000R026	B65517D0000R048	2002-08-02	2002-12-31	2003-03-31
B65518C3000X001	B65518C3000X101	2003-08-08	2004-02-29	2004-08-31
B65518C3000X101	B65518C3000X001	2004-01-23		

For further information please contact your nearest EPCOS sales office, which will also support you in selecting a suitable substitute. The addresses of our worldwide sales network are presented at www.epcos.com/sales.

P 9 × 5

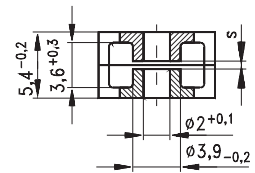
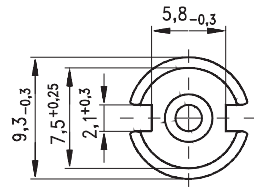
Core

B65517

- In accordance with IEC 60133
- Pot cores are supplied in sets

Magnetic characteristics (per set)

	with center hole	without center hole	
$\Sigma//A$	1,25	1,13	mm ⁻¹
l_e	12,2	13,4	mm
A_e	9,8	11,9	mm ²
A_{min}	—	9,3	mm ²
V_e	120	159	mm ³



FPK0206-8

Approx. weight (per set)

m	0,8	1,0	g

Gapped

Material	A_L value nH	s approx. mm	μ_e	Ordering code ¹⁾ -D with center hole -T with threaded sleeve
K1	25 ± 3 %	0,45	25	B65517-+25-A1
	40 ± 3 %	0,26	40	B65517-+40-A1
M33	63 ± 3 %	0,20	63	B65517-D63-A33
N48	100 ± 3 %	0,10	100	B65517-+100-A48
	160 ± 3 %	0,06	159	B65517-+160-A48
	200 ± 3 %	0,04	200	B65517-D200-A48
	250 ± 5 %	0,03	249	B65517-D250-J48

Ungapped

Material	A_L value nH	μ_e	Ordering code -D with center hole -W without center hole
N26	1300 + 30/- 20 %	1190	B65517-D-R26
N30	2500 + 30/- 20 %	2490	B65517-D-R30
T38	5500 + 40/- 30 %	4945	B65517-W-Y38

1) Replace the + by the code letter "D" or "T" for the required version.

Coil former

Standard: to IEC 60133

Material: GFR polyterephthalate (UL 94 V-0, insulation class to IEC 60085:

F \triangleq max. operating temperature 155 °C), color code black

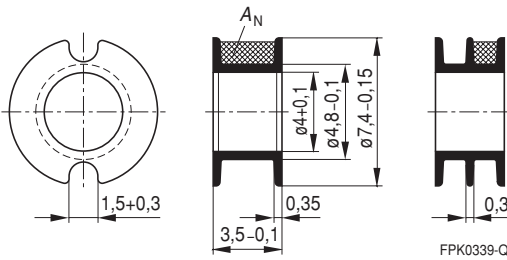
Winding: see "Processing Notes", page 155

Insulating washer 1 between core and coil former

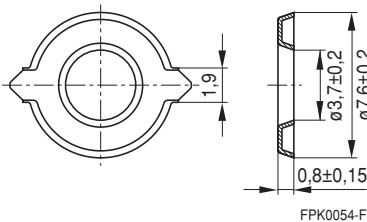
- For tolerance compensation and for insulation
- Polycarbonate spring washer (UL 94 V-0, insulation class to IEC 60085: E \triangleq 120°C), 0,04 mm thick

Coil former				Ordering code
Sections	A_N mm ²	l_N mm	A_R value $\mu\Omega$	
1	3,6	19,2	183	B65522-B-T1
2	3,2	19,2	206	B65522-B-T2
Insulating washer 1 (reel packing, PU = 1 reel)				B65522-A5000

Coil former



Insulating washer 1



SMD coil former with gullwing terminals

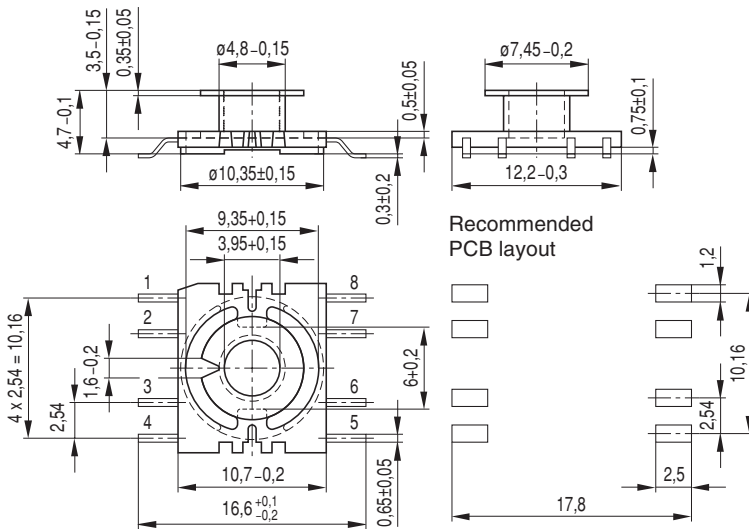
Material: GFR liquid crystal polymer (UL 94 V-0, insulation class to IEC 60085: F \triangleq max. operating temperature 155 °C), color code black

Solderability: to IEC 60068-2-20, test Ta, method 1 (aging 3): 350 °C, 1 s

Resistance to soldering heat: to IEC 60068-2-20, test Tb, method 1B: 350 °C, 3,5 s
permissible soldering temperature for wire-wrap connection on coil former: 400 °C, 1 s

Winding: see "Processing Notes", page 155

Sections	A_N mm ²	l_N mm	A_R value $\mu\Omega$	Terminals	Ordering code
1	3,4	19,2	194	4	B65524-C1004-T1
	3,4	19,2	194	8	B65524-C1008-T1



FPK0234-D

In the 4-terminal version terminals 2, 3, 6 and 7 are omitted.

Mounting assembly for printed circuit boards

- The set comprises a terminal carrier and a yoke
- For snap-in connection

Terminal carrier

- With thread for the adjusting screw (to be combined with core version "D")

Material: GFR polyterephthalate (UL 94 V-0, insulation class to IEC 60085: F \triangleq max. operating temperature 155 °C), color code black

Solderability: to IEC 60068-2-20, test Ta, method 1 (aging 3): 235 °C, 2 s

Resistance to soldering heat: to IEC 60068-2-20, test Tb, method 1B: 350 °C, 3,5 s

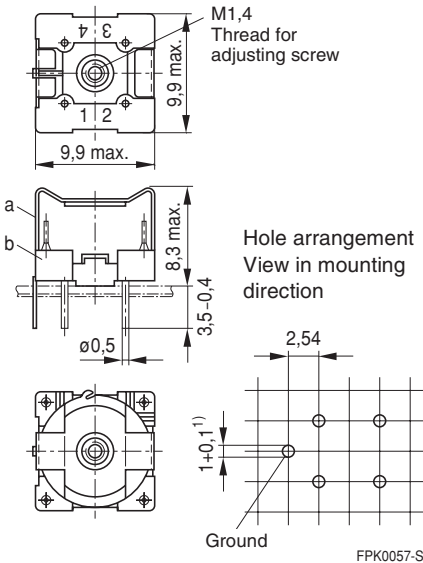
Yoke

Spring yoke, made of tinned nickel silver (0,25 mm), with ground terminal

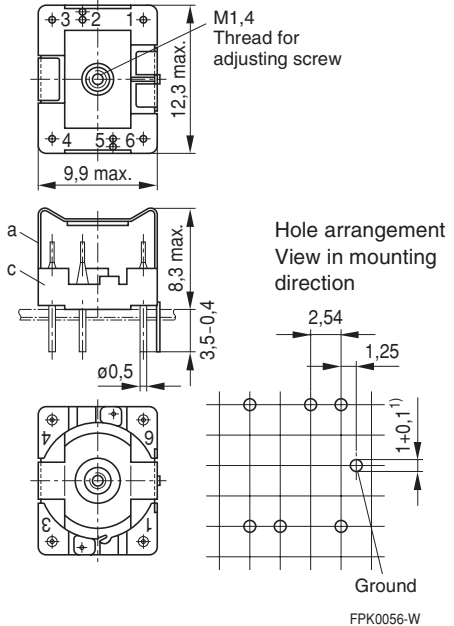
Complete mounting assembly
(4 solder terminals)
Ordering code: B65518-D2001

Complete mounting assembly
(6 solder terminals)
Ordering code: B65518-D2002

4 solder terminals



6 solder terminals



- 1) 1,3 hole also permissible
- a) Yoke
- b) Terminal carrier with 4 solder terminals
- c) Terminal carrier with 6 solder terminals

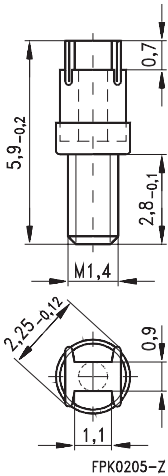
P 9 × 5	B63399
Accessories	B65518

Adjusting screw

- Tube core with thread and core brake made of GFR polyterephthalate
- Plastic **adjusting screwdriver** (not shown)
- Plastic **handle** for adjusting screwdriver (not shown)

Core P 9 × 5		Adjusting screw			Min. adjusting range %	Ordering code
Material	A _L value nH	Tube core ∅ × length mm	Material	Color code		
K 1	25	1,81 × 2,0	Si 1	brown	17	B65518-C3000-X101
	40	1,81 × 2,0	K 1	blue	16	B65518-C3000-X1
M 33	40	1,81 × 2,0	Si 1	brown	16	B65518-C3000-X101
N 48	100	1,81 × 2,0	K 1	blue	15	B65518-C3000-X1
Adjusting screwdriver						B63399-B4
Handle						B63399-B5

Adjusting screw



Herausgegeben von EPCOS AG

Marketing Kommunikation, Postfach 80 17 09, 81617 München, DEUTSCHLAND

© EPCOS AG 2000. Alle Rechte vorbehalten. Vervielfältigung, Veröffentlichung, Verbreitung und Verwertung dieser Broschüre und ihres Inhalts ohne ausdrückliche Genehmigung der EPCOS AG nicht gestattet.

Mit den Angaben in dieser Broschüre werden die Bauelemente spezifiziert, keine Eigenschaften zugesichert. Bestellungen unterliegen den vom ZVEI empfohlenen Allgemeinen Lieferbedingungen für Erzeugnisse und Leistungen der Elektroindustrie, soweit nichts anderes vereinbart wird.

Diese Broschüre ersetzt die vorige Ausgabe.

Fragen über Technik, Preise und Liefermöglichkeiten richten Sie bitte an den Ihnen nächstgelegenen Vertrieb der EPCOS AG oder an unsere Vertriebsgesellschaften im Ausland.

Bauelemente können aufgrund technischer Erfordernisse Gefahrstoffe enthalten. Auskünfte darüber bitten wir unter Angabe des betreffenden Typs ebenfalls über die zuständige Vertriebsgesellschaft einzuholen.

Published by EPCOS AG

Marketing Communications, P.O. Box 80 17 09, 81617 Munich, GERMANY

© EPCOS AG 2000. All Rights Reserved. Reproduction, publication and dissemination of this brochure and the information contained therein without EPCOS' prior express consent is prohibited.

The information contained in this brochure describes the type of component and shall not be considered as guaranteed characteristics. Purchase orders are subject to the General Conditions for the Supply of Products and Services of the Electrical and Electronics Industry recommended by the ZVEI (German Electrical and Electronic Manufacturers' Association), unless otherwise agreed.

This brochure replaces the previous edition.

For questions on technology, prices and delivery please contact the Sales Offices of EPCOS AG or the international Representatives.

Due to technical requirements components may contain dangerous substances. For information on the type in question please also contact one of our Sales Offices.