

Rated voltage 440/250 Vac
Rated current 6 to 25 A
Rated inductance 1,3 to 6,0 mH
Construction

- Current-compensated ring core triple choke with ferrite core
- Polycarbonate case
- For trough-hole fixing
- Polyurethane potting
- Sector winding

Features

- Case and potting flame-retardant as per UL 94 V-0
- > 1 % stray inductance for symmetrical interference suppression
- High currents

Applications


- Switch-mode power supplies for converters, USV
- Power supplies


Terminals

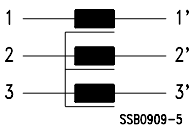
- Unidirectional, tinned leads

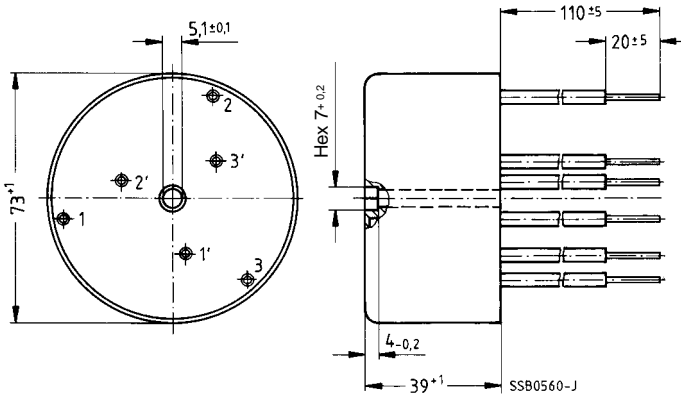
Marking

Manufacturer, ordering code, rated current, rated inductance, rated voltage, climatic category, graphic symbol, date of manufacture


Approbationen

Approval marks	Standards
	VDE 0565-2 UL 1283

Circuit diagram


Dimensional drawing

General technical data

Test voltage V_T	2500 Vac, 2 s (line/line)
Rated current I_R	Referred to 50 Hz and 60 °C ambient temperature
Inductance tolerance	± 30 %
$\Delta L/L_0$	< 20 % at dc loading with I_R
Weight	Approx. 350 g

For further technical data [see page 334](#)

Characteristics and ordering codes

I_R A	L_R mH	L_S , typ μ H	R_{typ} m Ω	Ordering code	Approval marks	
						
6	6,0	130	50	B82747-F4602-N1	×	×
10	3,0	60	20	B82747-F4103-N1	×	×
16	2,0	40	12	B82747-F4163-N1	×	×
25	1,3	16	7,5	B82747-F4253-N20	—	—

Current-Compensated Ring Core Triple Chokes

Impedance $|Z|$ versus frequency f
 (measured with windings in parallel)

