

Double Chokes

SMD

Rated voltage 42 Vac/80 Vdc
Rated current 100 to 500 mA
Rated inductance 4,7 to 50 mH



Construction

- Current-compensated ring core choke with ferrite core
- Bifilar winding

Features

- Case flame-retardant as per UL 94 V-0
- Suitable for reflow soldering

Applications

- Suppression of asymmetrical interference coupled in on lines, whereas data signals up to some MHz can pass unaffectedly
- Use e.g. in telecom applications and RF equipment

Terminals

- Tinned

Marking

Manufacturer, ordering code,
date of manufacture (month, year)

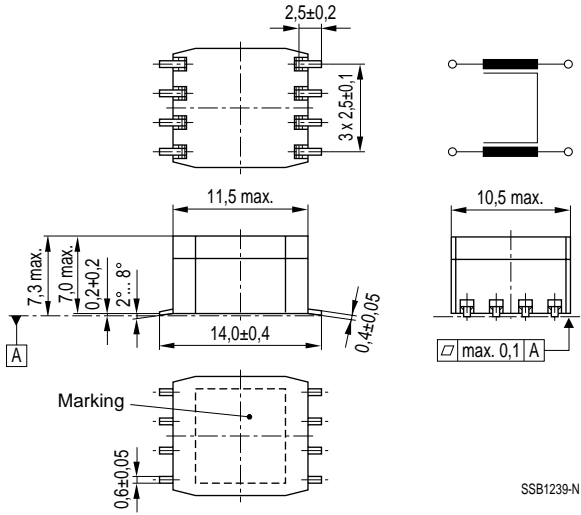
Delivery mode

Blister tape, reel packing
For details on taping, packing and packing units [see page 302](#)

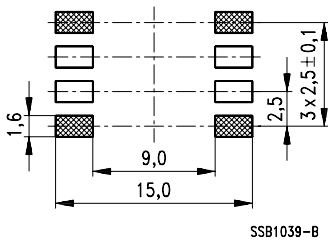
Double Chokes



Dimensional drawing



Layout recommendation



Double Chokes

General technical data

Rated voltage V_R	42 Vac (50/60 Hz) 80 Vdc
Rated current I_R	Referred to 50 Hz and 60 °C ambient temperature
Rated inductance L_R	Measured with HP 4275A at 10 kHz and 10 mV (specified per winding)
Inductance tolerance	- 30/+ 50 %
Inductance decrease $\Delta L/L_0$	< 10 % at dc magnetic bias with I_R
Stray inductance L_S	Measured at 10 kHz and 10 mV
DC resistance R_{typ}	Typical values, measured at 20 °C ambient temperature
Solderability	(215 3) °C, (3 0,3) s wetting of soldering area \geq 95 % in accordance with IEC 60068-2-58
Climatic category	40/125/56 (- 40 °C/+ 125 °C/56 days damp heat test) in accordance with IEC 60068-1
Weight	Approx. 2 g

Characteristics and ordering codes

L_R mH	L_S, typ nH	I_R mA	R_{typ} Ω	V_T Vdc, 2 s	Ordering code
4,7	500	500	0,4	1000	B82790-C0475-N340
6,8	500	500	0,5	750	B82790-C0685-N340
10	600	200	1,1	750	B82790-C0106-N340
22	800	100	1,6	750	B82790-C0226-N340
33	1500	100	2,0	750	B82790-C0336-N365
50	1700	100	2,6	750	B82790-C0506-N365

Double Chokes

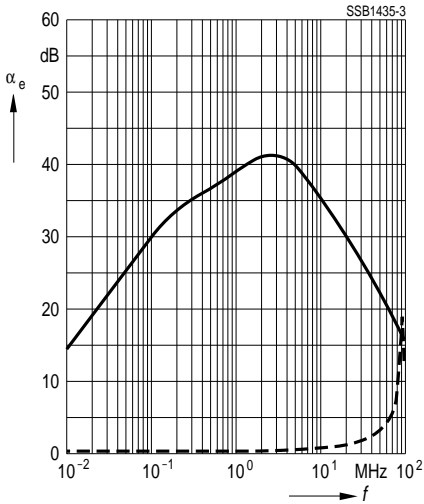


Insertion loss α_e (typical values at $Z = 50 \Omega$)

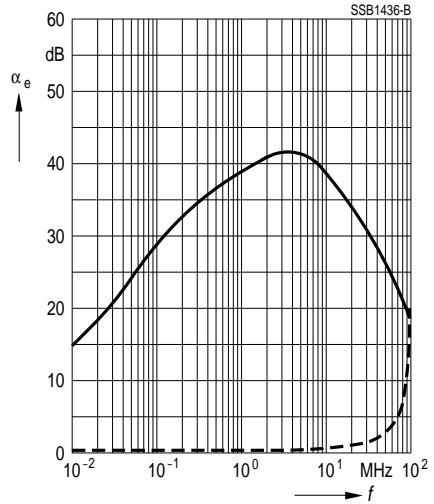
———— asymmetrical, all branches in parallel (common mode)

- - - - - symmetrical (differential mode)

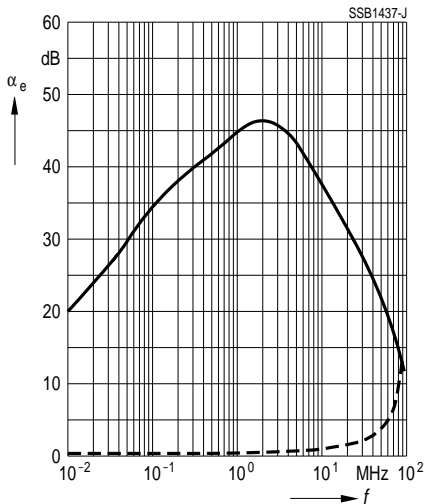
B82790-C0475-N340



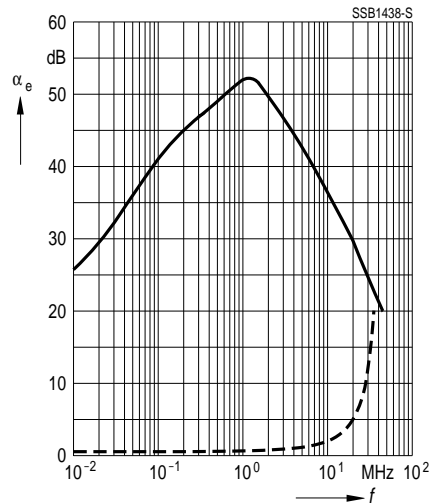
B82790-C0685-N340



B82790-C0106-N340



B82790-C0226-N340



Double Chokes

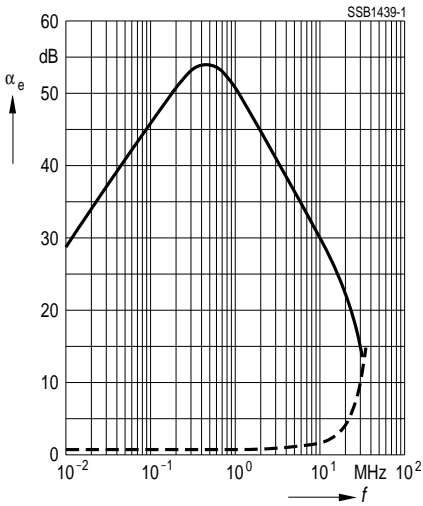


Insertion loss α_e (typical values at $Z = 50 \Omega$)

———— asymmetrical, all branches in parallel (common mode)

- - - - - symmetrical (differential mode)

B82790-C0336-N365



B82790-C0506-N365

