

Quad Chokes

SMD

Rated voltage 42 Vac/80 Vdc
Rated current 300 to 600 mA
Rated inductance 0,47 to 4,7 mH



Construction

- Current-compensated ring core quad choke with ferrite core
- Bifilar winding

Features

- Case flame-retardant as per UL 94 V-0
- Suitable for reflow soldering

Applications

- Suppression of asymmetrical interference coupled in on lines, whereas data signals up to some MHz can pass unaffectedly
- Use e.g. in telecom applications and RF equipment

Terminals

- Tinned

Marking

Manufacturer, ordering code,
date of manufacture (month, year)

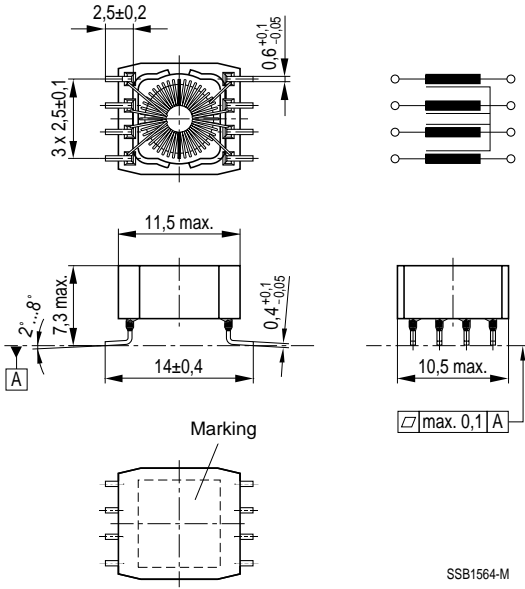
Delivery mode

Blister tape, reel packing
For details on taping, packing and packing units [see page 302](#)

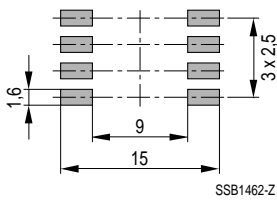
Quad Chokes

SMD

Dimensional drawing



Layout recommendation




General technical data

Rated voltage V_R	42 Vac (50/60 Hz) 80 Vdc
Rated current I_R	Referred to 50 Hz and 60 °C ambient temperature
Rated inductance L_R	Measured with HP 4275A at $L \leq 1$ mH = 100 kHz, 10 mV $L > 1$ mH = 10 kHz, 10 mV (specified per winding)
Inductance tolerance	- 30/+ 50 %
Inductance decrease $\Delta L/L_0$	< 10 % at dc magnetic bias with I_R
Stray inductance L_S	Measured at $L \leq 1$ mH = 100 kHz, 10 mV $L > 1$ mH = 10 kHz, 10 mV
DC resistance R_{typ}	Typical values, measured at 20 °C ambient temperature
Solderability	(215 3) °C, (3 0,3) s wetting of soldering area ≥ 95 % in accordance with IEC 60068-2-58
Climatic category	40/125/56 (- 40 °C/+ 125 °C/56 days damp heat test) in accordance with IEC 60068-1
Weight	Approx. 2 g

Characteristics and ordering codes

L_R mH	$L_{S, typ}$ nH	I_R mA	R_{typ} Ω	V_T Vdc, 2 s	Ordering code
0,47	200	600	0,25	750	B82792-C2474-N315
1,0	250	500	0,30	750	B82792-C2105-N365
4,7	450	300	0,80	750	B82792-C2475-N365

Quad Chokes

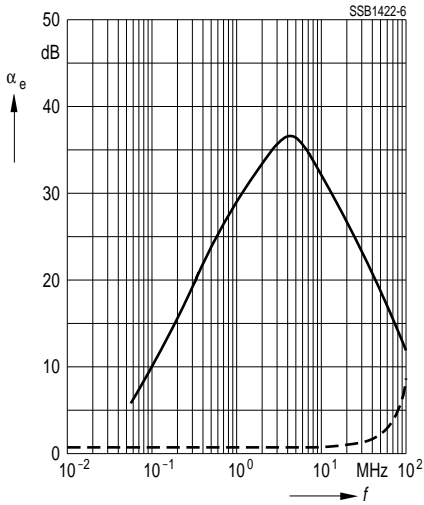


Insertion loss α_e (typical values at $Z = 50 \Omega$)

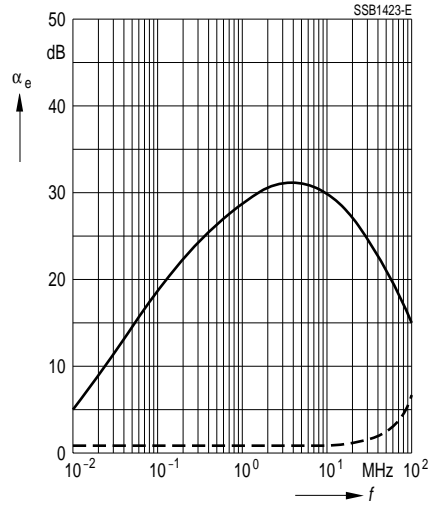
———— asymmetrical, all branches in parallel (common mode)

- - - - - symmetrical (differential mode)

B82792-C2474-N315



B82792-C2105-N365



B82792-C2475-N365

