

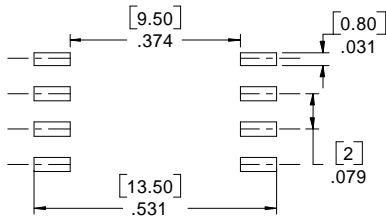
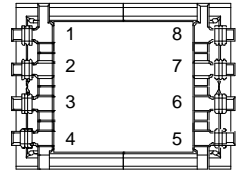
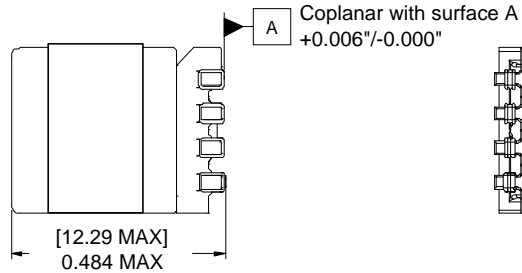
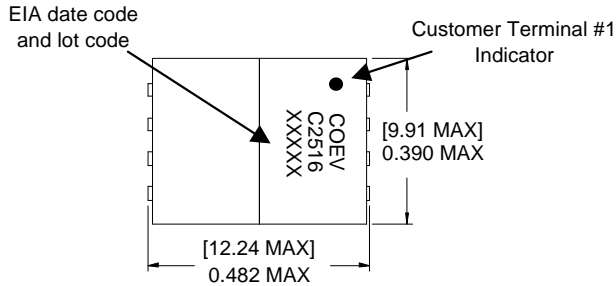
# C2516



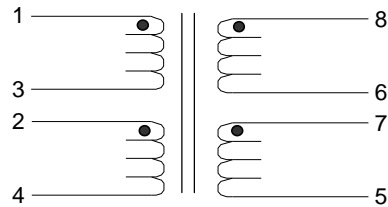
tyco Electronics

### Product Description

**Centillum ADSL IC, Central Office applications**  
**Meets requirements of IEC60950 for supplementary insulation, 250V working voltage**



Contact Area Terminal Dimensions  
Customer to determine PCB pad dimensions.



Primary units are in inches. Millimeters are in brackets.

### Electrical Specifications at +20°C unless noted otherwise

Test Description	Limit	Units	Tol	Notes
Inductance	850	μH	±10%	1-4 tie( 2+3 ), 10kHz, 100mVAC, Ls.
Leakage Inductance	5.00	μH	Max.	1-4 tie( 2+3, 5+6+7+8 ), 100kHz, 100mVAC, Ls.
DC Resistance	1.00	Ω	Max.	1-3
DC Resistance	1.00	Ω	Max.	2-4
DC Resistance	1.00	Ω	Max.	8-6
DC Resistance	1.00	Ω	Max.	7-5
Turns Ratio	1.00 : 1.00	---	±1%	( 1-4 ) : ( 8-5 ) tie( 2+3, 6+7 ), 10KHz, 100mVAC.
Dielectric	1,875	VAC	500μA	1-8 tie( 2+3, 6+7 ), 1 second test, 500μA maximum leakage current.

### Agency Approvals

Agency	Certificate No.	Country	Certif. No.
BABT	NC/011326	Japan (via CB Cert.)	12535
UL1950	File E189690	Austel (via CB Cert.)	12535
CSA 950 (via UL/CUL)	File E189690	Sweden (via CB Cert.)	12535
IEC 60950 (via CB Cert.)	Certificate No. 12535	Norway (via CB Cert.)	12535

Patents pending - US and Foreign

**BABT**

The information contained in this drawing is the sole property of CoEv, Inc. Any reproduction or use without the written permission of CoEv, Inc. is prohibited.

TEL 888-978-2638 - FAX 605-886-8995 - www.coev.net