




M/A-COM

E-Series 3-Way 0° Power Divider 40 - 870 MHz

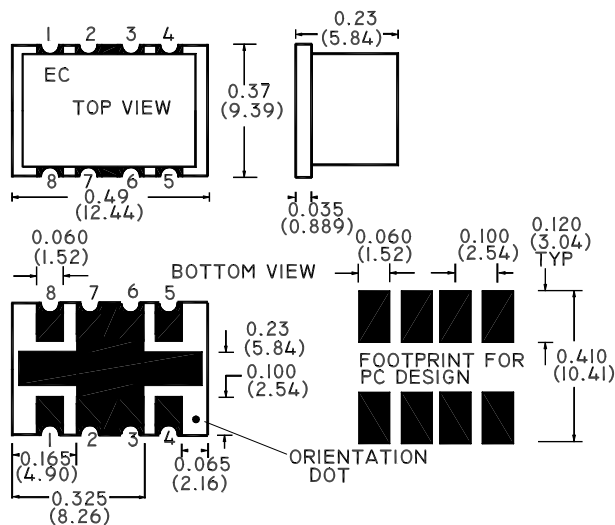


Features

- 3 Way
- 0 Degree
- Surface Mount



SM-4 Package



Description

M/A-COM's ESSM-3-3-75 is a 3 Way 0° Power Divider in a low cost, surface mount package. Ideally suited for high volume CATV applications.

Electrical Specifications @25°C

Parameter	Units	Typical	Minimum	Maximum
Frequency Range	40 - 870	MHz	—	—
Insertion Loss	40 - 400 MHz	dB	1.0	1.2
	400 - 435 MHz	dB	1.0	1.3
	435 - 870 MHz	dB	2.0	3.0
Isolation	40 - 400 MHz	dB	20	18
	400 - 435 MHz	dB	20	17
	435 - 870 MHz	dB	17	15
Amplitude Unbalance	40 - 400 MHz	dB	—	0.5
	400 - 435 MHz	dB	—	0.6
	435 - 870 MHz	dB	—	1.0
Phase Unbalance	40 - 400 MHz	°	—	4.0°
	400 - 435 MHz	°	—	6.0°
	435 - 870 MHz	°	—	10.0°

Additional Specifications

Parameter	Units	Typical	Minimum	Maximum
Input Return Loss	40 - 870 MHz	dB	20	19
Output Return Loss	40 - 870 MHz	dB	17	15
Amplitude Unbalance Port 1 - Port 3 435 - 870 MHz	dB	0.3	—	0.6
Insertion Loss @ 870 MHz Port 1	dB	1.6	0.8	2.4
Insertion Loss @ 870 MHz Port 2	dB	2.0	1.2	2.8
Insertion Loss @ 870 MHz Port 3	dB	1.6	0.8	2.4

Please Note that the photograph above indicates package shape only, unit may be wired differently.


V2.00 S 1283 E



M/A-COM Division of AMP Incorporated ■ North America: Tel. (800) 366-2266, Fax (800) 618-8883 ■ Asia/Pacific: Tel.+85 2 2111 8088, Fax +85 2 2111 8087 ■ Europe: Tel. +44 (1344) 869 595, Fax+44 (1344) 300 020

www.macom.com

AMP and Connecting at a Higher Level are trademarks.
Specifications subject to change without notice.



Absolute Maximum Ratings

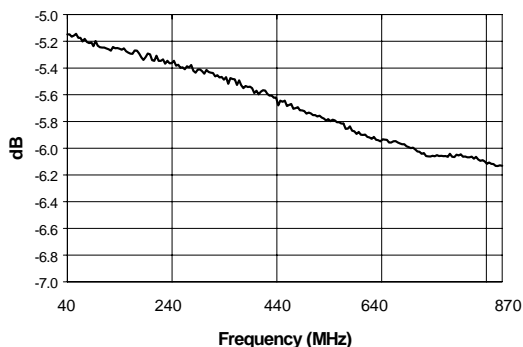
Parameter	Absolute Maximum
Maximum Power Rating	1 Watt
Internal Load Dissipation	0.125 Watt
Pin Temp (10 Sec)	260°C
Storage Temperature	-55°C to 100°C

Functional Configuration

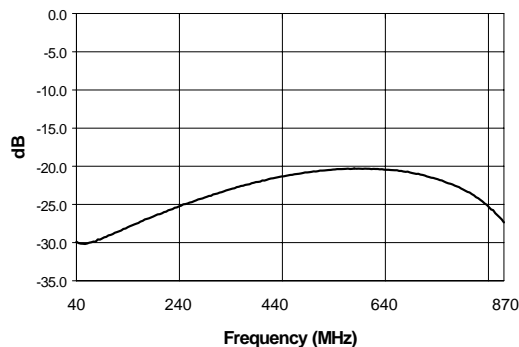
Function	Pin No.
Not Connected	—
External 75 Ohms	—
Ground	2,3,6,7
Case Ground	—
Input	8
Port 1	1
Port 2	4
Port 3	5

Typical Performance @ +25°C

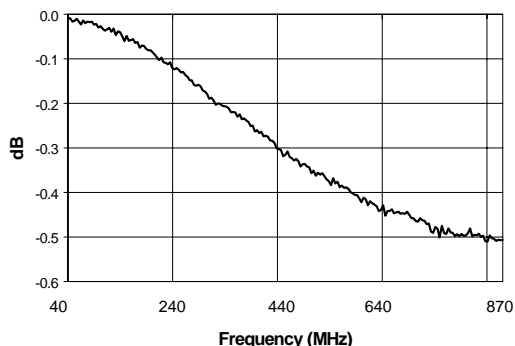
Insertion Loss



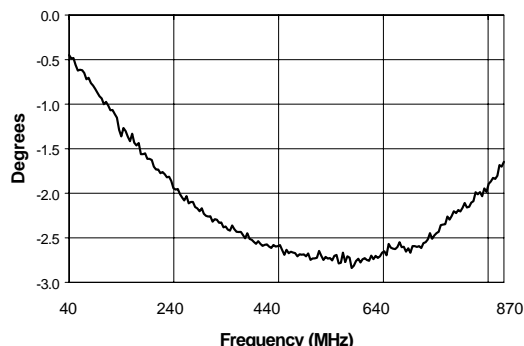
Isolation



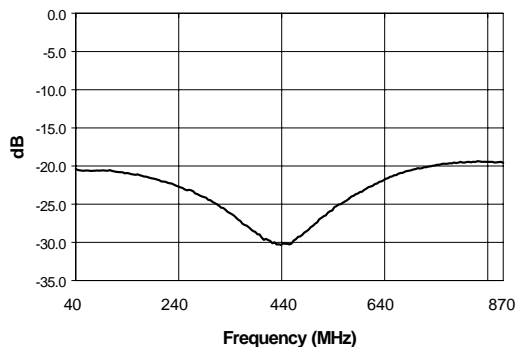
Amplitude Unbalance



Phase Unbalance



Output Return Loss



Input Return Loss

