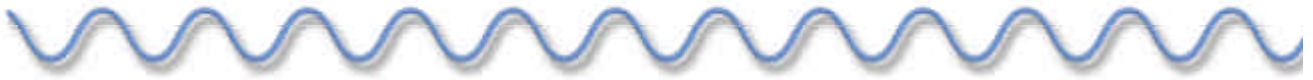


## 5 - 870 MHz




**MAFLES0118**

### Features

- 75 ohm
- Plug-in unit
- Excellent temperature stability
- Excellent repeatability

### Description

M/A-COM's MAFLES0118 is a low cost, plug-in diplex filter unit designed for CATV node and line amplifier applications. The technology in use in this design is patent pending.



### Electrical Specifications @ 25°C, 75 ohm

Parameter	Test Conditions	Units	Min.	Typ.	Max.
Frequency Range	5-42 / 53-870MHz				
Insertion Loss <sup>1</sup>	5-42 MHz 53-870 MHz	dB		1.0 1.0	1.1 1.1
Isolation	5-42 MHz 43-52 MHz 53 -870 MHz	dB	50 30 45	55 34 50	
Input Port Return Loss	5-42 MHz 53-870 MHz	dB	20 20	24 24	

<sup>1</sup> Flatness is included in the insertion loss measurement

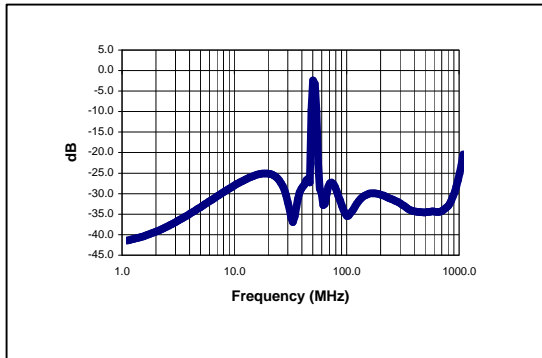
M/A-COM Inc. and its affiliates reserve the right to make changes to the product(s) or information contained herein without notice

Visit [www.macom.com](http://www.macom.com) for additional data sheets and product information

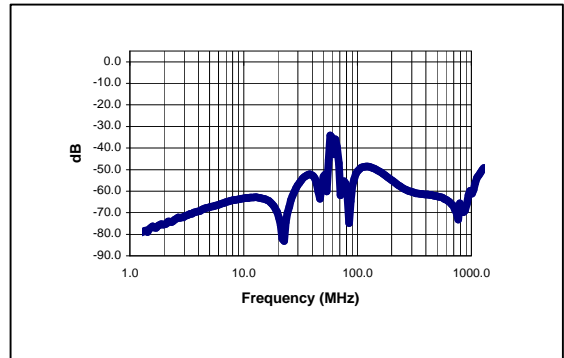
■ North America: Tel. (800) 366-266, Fax (800) 618-8883  
 ■ Asia/Pacific: Tel.+ 81-44-844-8296, Fax+81-44-844-8298  
 ■ Europe: Tel. +44(1908) 574 200, Fax +44(1908) 574 300

Typical Performance @ +25° C

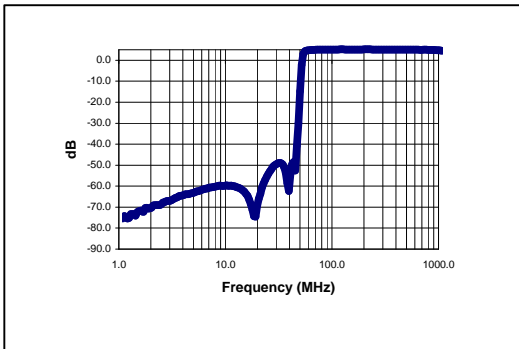
Input Return Loss



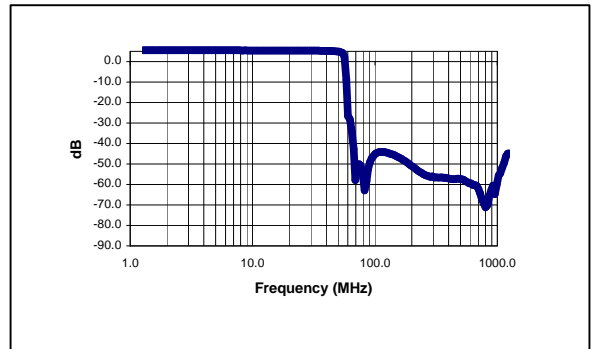
Isolation



High Pass Filter Insertion Loss



Low Pass Filter Insertion Loss



Absolute Maximum Ratings <sup>2</sup>

	Absolute Maximum
RF Power	250 mW
DC Current	30 mA
Operating/Storage Temperature	-40° C to +85° C

<sup>2</sup> Exceeding one or a combination of these settings may cause permanent damage to the unit

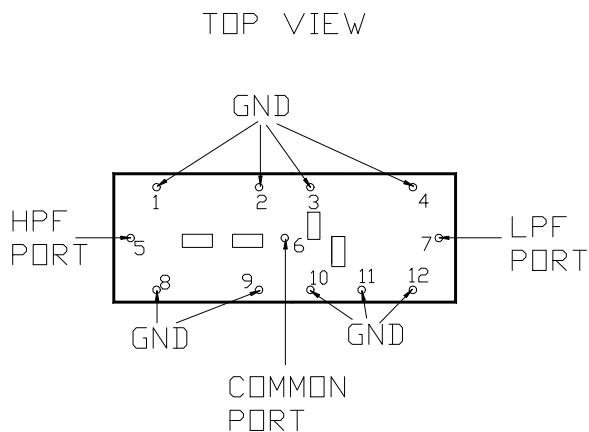
M/A-COM Inc. and its affiliates reserve the right to make changes to the product(s) or information contained herein without notice

Visit [www.macom.com](http://www.macom.com) for additional data sheets and product information

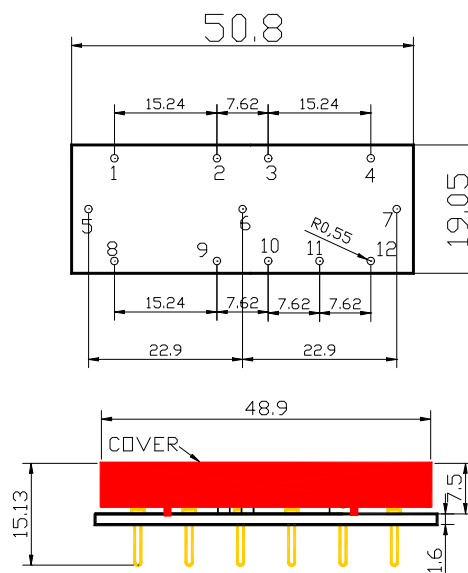
- North America: Tel. (800) 366-266, Fax (800) 618-8883
- Asia/Pacific: Tel.+ 81-44-844-8296, Fax+81-44-844-8298
- Europe: Tel. +44(1908) 574 200, Fax +44(1908) 574 300



**Functional Schematic**



**SM-145 Case Style**



**Pin Configuration**

Function	Pin No.
Common Port	6
Low Pass Port	7
High Pass Port	5
Ground	1-4, 8-12
Not Connected	-

Additional Specifications	Group Delay (nSec)	
	TYP	MAX
38.5-40 MHz	15ns	18ns
55.25 – 58.75 MHz	15ns	18ns

M/A-COM Inc. and its affiliates reserve the right to make changes to the product(s) or information contained herein without notice

Visit [www.macom.com](http://www.macom.com) for additional data sheets and product information

■ North America: Tel. (800) 366-266, Fax (800) 618-8883  
 ■ Asia/Pacific: Tel.+ 81-44-844-8296, Fax+81-44-844-8298  
 ■ Europe: Tel. +44(1908) 574 200, Fax +44(1908) 574 300

