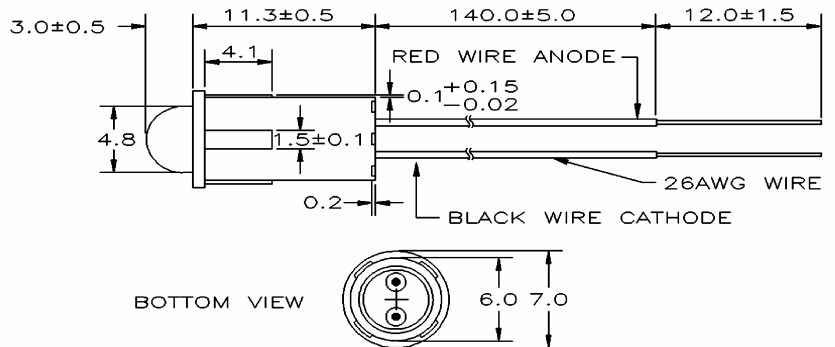


MT4164S4-HR6-2

Features

- Low current requirements
- High light output
- Reliable and rugged
- IC Compatible
- Red Diffused Lens



Notes :

- All dimensions are in millimeters .
- Tolerance is $\pm 0.25\text{mm}$ unless otherwise noted.

Maximum Ratings (Ta=25°C)

Characteristic	Symbol	Max.	Unit
Forward Current	I _F	30	mA
Reverse Voltage	V _R	5	V
Power Dissipation	P _D	72.00	mW
Operating Temperature	T _{opr}	-25 ~ +60	°C
Storage Temperature	T _{stg}	-25 ~ +60	°C
Soldering Temperature	T _{sol}	260	°C
Soldering Time	-	for 5 sec. max	-

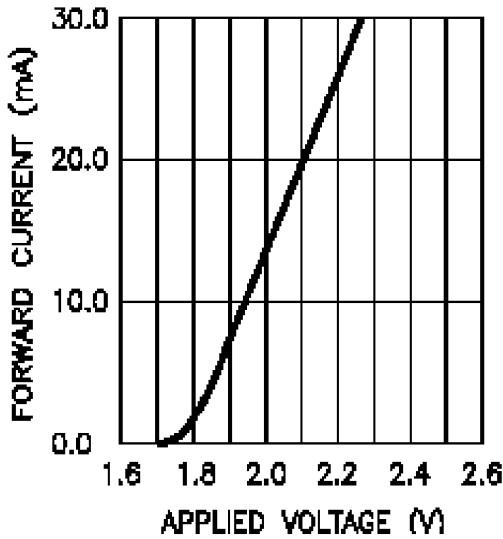
Opto-Electrical Characteristics (Ta=25°C)

Characteristic	Symbol	Test Condition	Min	Typ	Max	Unit
Forward Voltage	V _F	I _F =20mA	-	2.10	2.40	V
Reverse Current	I _R	V _R =5V	-	-	100	mA
Luminous Intensity	I _v	I _F =20mA	15.00	25.00	-	mcd
Viewing Angle	2θ ^{1/2}	-	-	40°	-	deg.
Peak Wavelength	λ _p	I _F =20mA	-	630	-	nm
Dominant Wavelength	λ _d	I _F =20mA	-	625	-	nm
Spectral Line Half Width	Δλ	I _F =20mA	-	35	-	nm

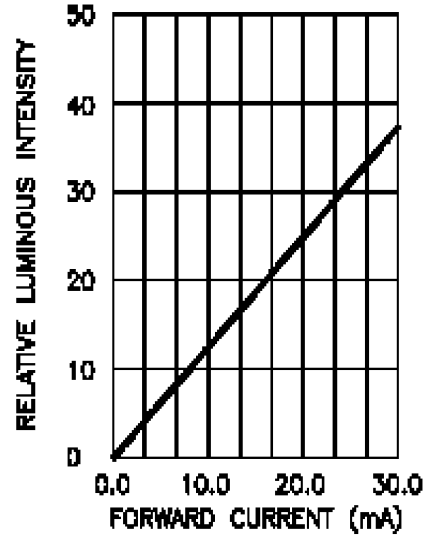
Specification is subject to change without notice.

MT4164S4-HR6-2 Graphs

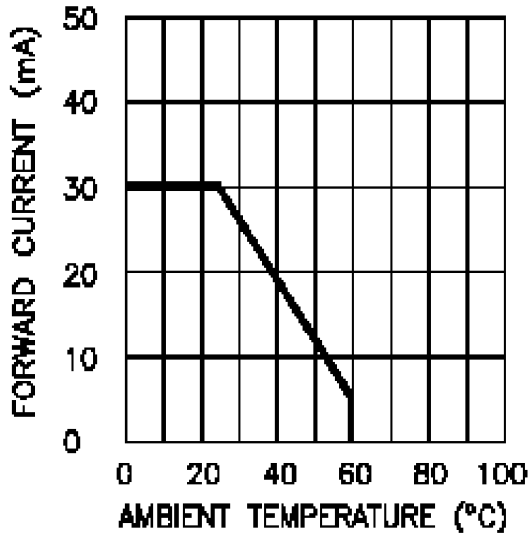
Typical Electrical / Optical Characteristics Curves :



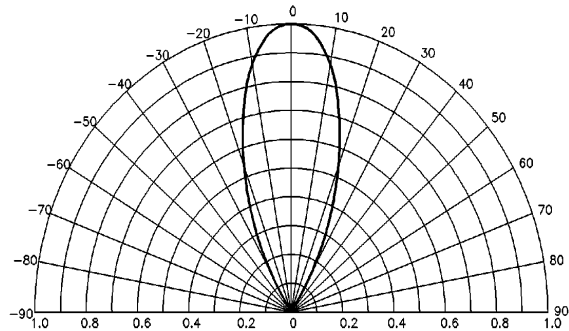
Forward Current vs. Forward Voltage



Forward Current vs. Relative Luminous Intensity



Ambient Temperature vs. Forward Current



Radiation Diagram