

Features

Unregulated Converters

- Safety standards and approvals: EN 60950 certified, rated for 250VAC (LVD test report)
- Custom Solutions Available
- 3kVDC & 4kVDC Isolation
- UL94V-0 Package Material
- Power Sharing on Output
- Efficiency to 84%

ECONOLINE

DC/DC-Converter

RKZ Series

Selection Guide

Part Number	Input Voltage	Output Voltage	Output Current	Efficiency
SIP7	4kV (VDC)	(VDC)	(mA)	(%)
RKZ-xx3.3S (H)	5, 9, 12, 15, 24	3.3	606	70
RKZ-xx05S (H)	5, 9, 12, 15, 24	5	400	82-84
RKZ-xx09S (H)	5, 9, 12, 15, 24	9	222	78-84
RKZ-xx12S (H)	5, 9, 12, 15, 24	12	168	82-84
RKZ-xx15S (H)	5, 9, 12, 15, 24	15	132	82-84
RKZ-xx24S (H)	5, 9, 12, 15, 24	24	83	82-84
RKZ-xx3.3D (H)	5, 9, 12, 15, 24	±3.3	±303	70-82
RKZ-xx05D (H)	5, 9, 12, 15, 24	±5	±200	70-82
RKZ-xx09D (H)	5, 9, 12, 15, 24	±9	±111	82-84
RKZ-xx12D (H)	5, 9, 12, 15, 24	±12	±84	82-84
RKZ-xx15D (H)	5, 9, 12, 15, 24	±15	±66	82-84
RKZ-xx24D (H)	5, 9, 12, 15, 24	±24	±42	82-84

xx = Input Voltage

Description

The RKZ Series of DC/DC Converters are fully certified to EN 60950: 2000. This makes them ideal for all Telecom and safety applications where approved isolation is required. EN 60950 is derived from IEC 950 and is equivalent to UL 1950 and CSA 950 standards.

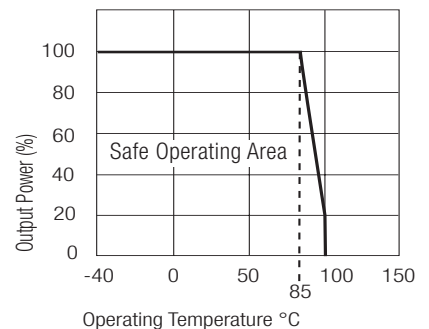
Specifications (Core Operating Area)

Input Voltage Range	±10%		
Output Voltage Accuracy	±5%		
Line Voltage Regulation	1.2%/1% of Vin max.		
Load Voltage Regulation (10% to 100% full load)	3.3V output types	20% max.	
	5V output type	15% max.	
	12V, 15V, 24V output types	10% max.	
Output Ripple and Noise (20MHz limited)	150mVp-p max.		
Operating Frequency	35kHz min. / 50kHz typ. / 85kHz max.		
Efficiency at Full Load	70% min. / 80% typ.		
No Load Power Consumption	134mW min. / 212mW typ. / 350mW max.		
Isolation Voltage	(tested for 1 second)	3.000VDC min.	
Rated Working Voltage	(long term isolation)	see Application Notes	
Isolation Voltage	H-Suffix (tested for 1 second)	4.000VDC min.	
Rated Working Voltage	H-Suffix (long term isolation)	see Application Notes	
Isolation Capacitance	30pF min. / 110pF max.		
Isolation Resistance	15 GΩ min.		
Short Circuit Protection	1 Second		
Operating Temperature Range (free air convection)	-40°C to +85°C (see Graph)		
Storage Temperature Range	-55°C to +125°C		
Relative Humidity	MSL Level 1	95% RH	
Package Weight	2.8g		
MTBF (+25°C)	Detailed Information see Application Notes chapter "MTBF"	using MIL-HDBK 217F	988 x 10 ³ hours
(+85°C)		using MIL-HDBK 217F	135 x 10 ³ hours

2 Watt SIP7 Single & Dual Output

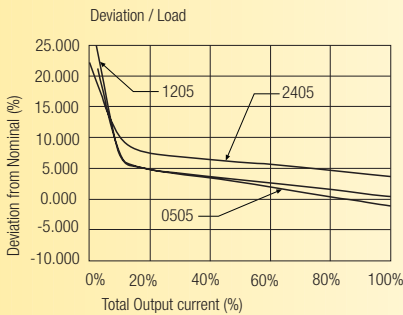
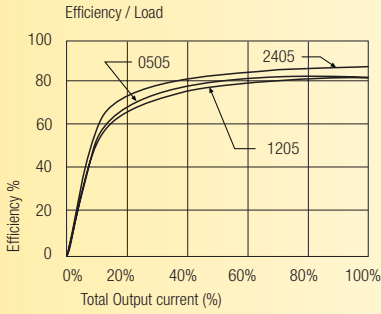


Derating-Graph (Ambient Temperature)

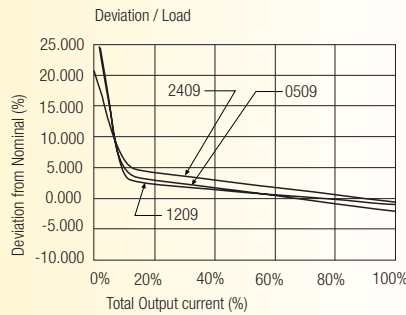
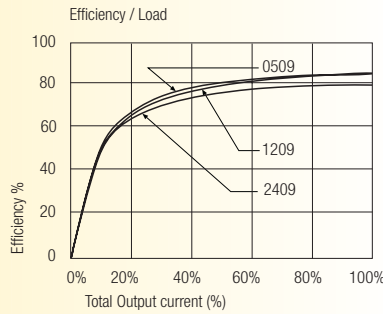


Typical Characteristics

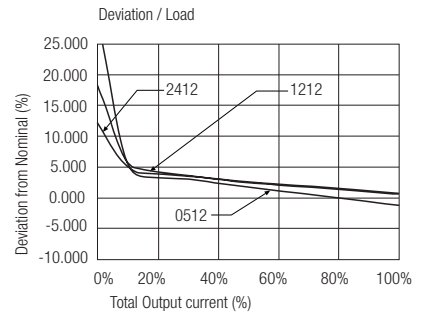
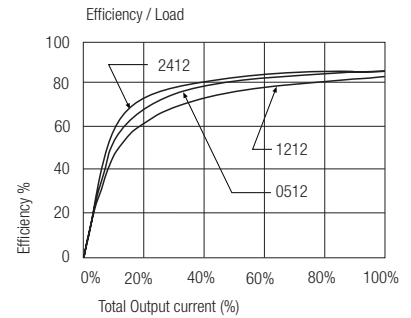
RKZ-xx05S



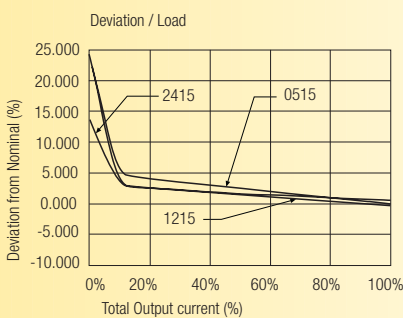
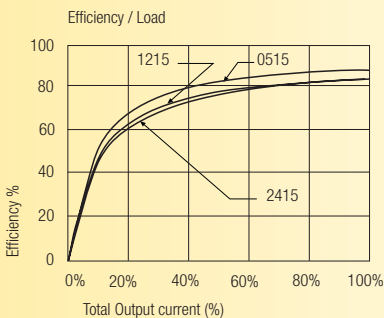
RKZ-xx09S



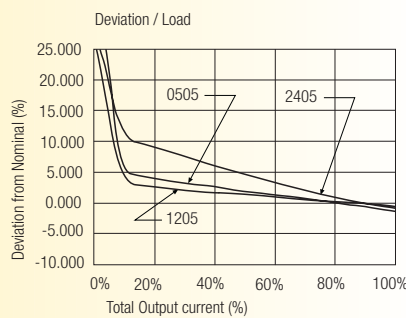
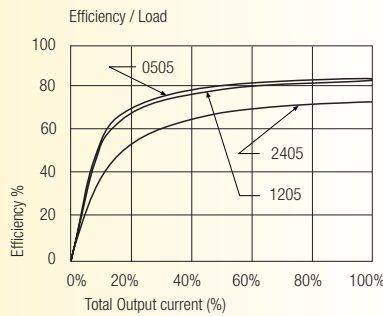
RKZ-xx12S



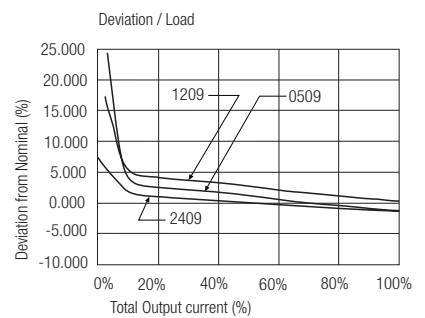
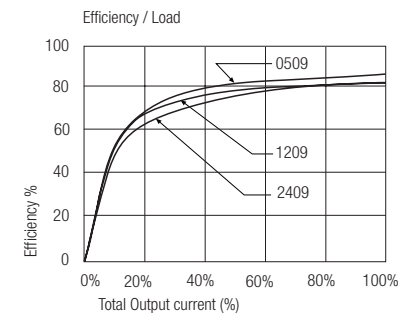
RKZ-xx15S



RKZ-xx05D

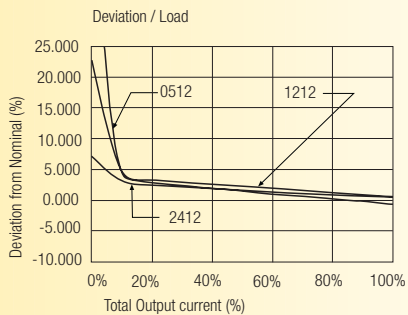
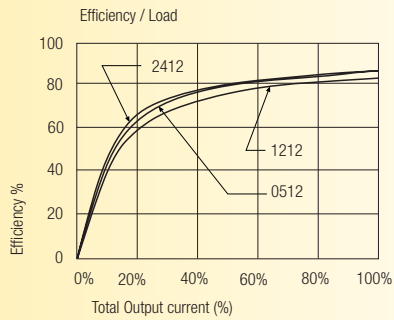


RKZ-xx09D

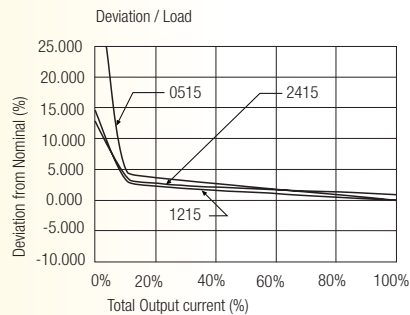
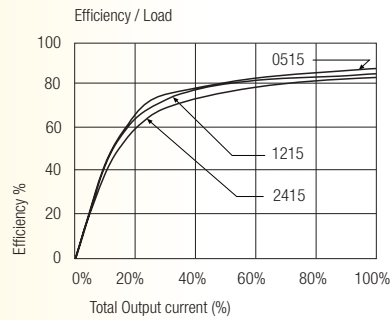


Typical Characteristics

RKZ-xx12D

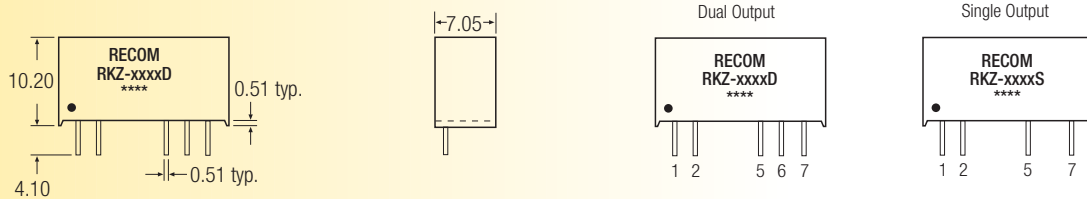


RKZ-xx15D

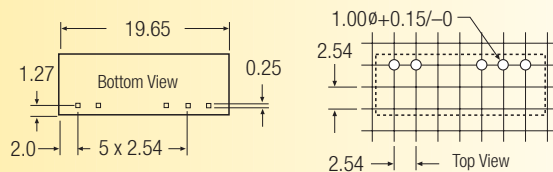


Package Style and Pinning (mm)

7 PIN SIP Package



Recommended Footprint Details



Pin Connections

Pin #	Single	Dual
1	+Vin	+Vin
2	-Vin	-Vin
5	-Vout	-Vout
6	No Pin	Com
7	+Vout	+Vout

NC = No Connection
XX.X ± 0.5 mm
XX.XX ± 0.25 mm