

TOSHIBA Zener Diode Silicon Diffused-Junction Type

U5ZA48C

Best Suited for Overvoltage Protection of Electronic Systems

Electronic Systems for Use in Automobiles

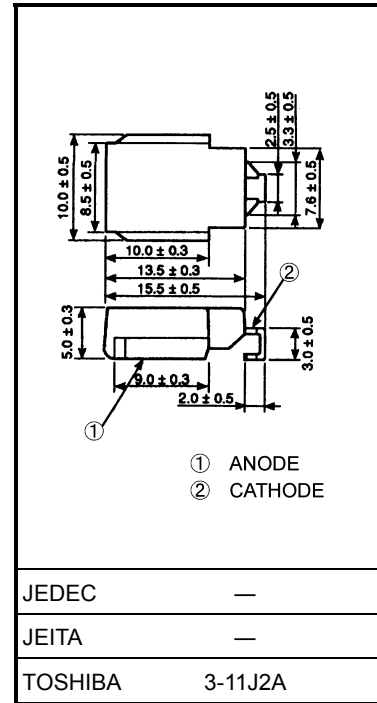
Electronic Systems for Commercial Use

Electronic Systems for Industrial Use

For Communications, Controls, Measuring Instruments, etc.

- High surge power withstanding capabilities that absorb load dump surge.
- Excellent surge response for steep surge absorption.
- Suitable for tape packaging

Unit: mm



Weight: 2.5 g (typ.)

Maximum Ratings (Ta = 25°C)

Characteristics	Symbol	Rating	Unit
Allowable power dissipation (Note)	P	5	W
Non-repetitive peak reverse surge current (See Figure 1 for the exponents.)	I_{RSM}	50	A
Peak one cycle surge forward current (single half sine-wave, t = 10 ms)	I_{FSM}	700	A
Junction temperature	T_j	-40~150	°C
Storage temperature	T_{stg}	-40~150	°C

Note: Lead tip temperature $T_L = 25^\circ\text{C}$

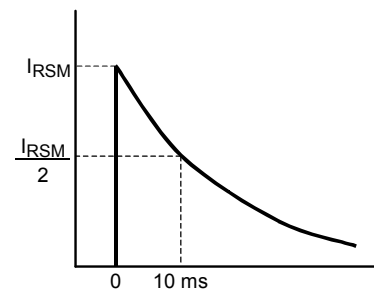


Figure 1

Electrical Characteristics (Ta = 25°C)

Type No.	Zener Voltage V _Z [V] (I _Z = 10 mA)			Operating Resistance r _d [Ω] (I _Z = 10 mA)	Temperature Coefficient α _T [mV/°C] (I _Z = 10 mA)		Forward Voltage V _F [V] (I _F = 6 A)	Reverse Current I _R [μA] (V _R = 38.4 V)
	Min	Typ.	Max	Max	Typ.	Max	Max	Max
U5ZA48C	43.2	48.0	52.8	65	39	62	1.2	10

Marking

Lead (Pb)-free marking, lot code, etc.

Part No. (or abbreviation code)

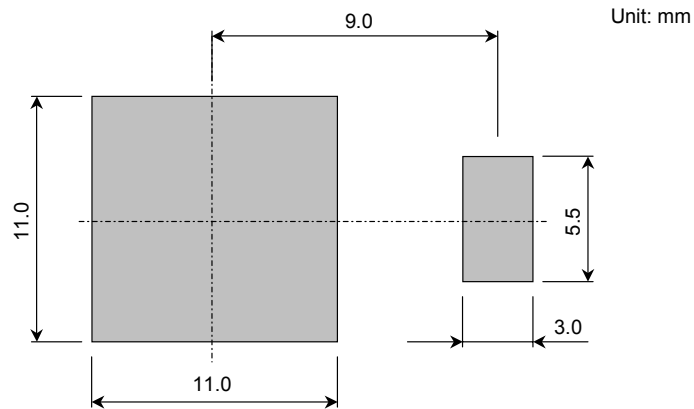
A line indicates lead (Pb)-free package or lead (Pb)-free finish.

Lot No.

Cathode mark

Abbreviation Code	Part No.
48C	U5ZA48C

Standard Soldering Pad



RESTRICTIONS ON PRODUCT USE

030619EAA

- The information contained herein is subject to change without notice.
- The information contained herein is presented only as a guide for the applications of our products. No responsibility is assumed by TOSHIBA for any infringements of patents or other rights of the third parties which may result from its use. No license is granted by implication or otherwise under any patent or patent rights of TOSHIBA or others.
- TOSHIBA is continually working to improve the quality and reliability of its products. Nevertheless, semiconductor devices in general can malfunction or fail due to their inherent electrical sensitivity and vulnerability to physical stress. It is the responsibility of the buyer, when utilizing TOSHIBA products, to comply with the standards of safety in making a safe design for the entire system, and to avoid situations in which a malfunction or failure of such TOSHIBA products could cause loss of human life, bodily injury or damage to property.
In developing your designs, please ensure that TOSHIBA products are used within specified operating ranges as set forth in the most recent TOSHIBA products specifications. Also, please keep in mind the precautions and conditions set forth in the "Handling Guide for Semiconductor Devices," or "TOSHIBA Semiconductor Reliability Handbook" etc..
- The TOSHIBA products listed in this document are intended for usage in general electronics applications (computer, personal equipment, office equipment, measuring equipment, industrial robotics, domestic appliances, etc.). These TOSHIBA products are neither intended nor warranted for usage in equipment that requires extraordinarily high quality and/or reliability or a malfunction or failure of which may cause loss of human life or bodily injury ("Unintended Usage"). Unintended Usage include atomic energy control instruments, airplane or spaceship instruments, transportation instruments, traffic signal instruments, combustion control instruments, medical instruments, all types of safety devices, etc.. Unintended Usage of TOSHIBA products listed in this document shall be made at the customer's own risk.
- TOSHIBA products should not be embedded to the downstream products which are prohibited to be produced and sold, under any law and regulations.