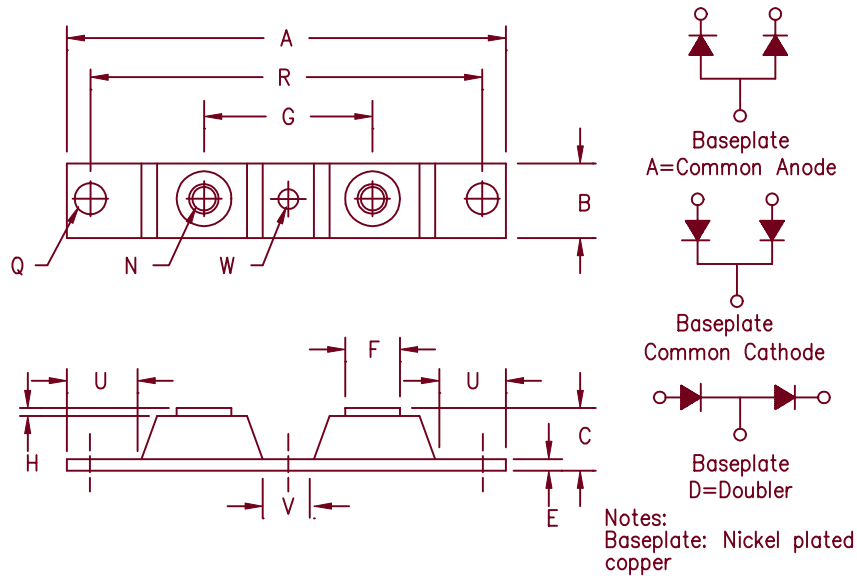


Ultra Fast Recovery Module

UFT40260 — UFT40280



Dim.	Inches		Millimeters		Notes
	Min.	Max.	Min.	Max.	
A	---	3.630	---	92.20	
B	0.700	0.800	17.78	20.32	
C	---	0.630	---	16.00	
E	0.120	0.130	3.05	3.30	
F	0.490	0.510	12.45	12.95	
G	1.375	BSC	34.92	BSC	
H	0.010	---	0.25	---	
N	---	---	---	---	1/4-20
Q	0.275	0.290	6.99	7.37	Dia.
R	3.150	BSC	80.01	BSC	
U	0.600	---	15.24	---	
V	0.312	0.340	7.92	8.64	
W	0.180	0.195	4.57	4.95	Dia.

Microsemi Catalog Number	Working Peak Reverse Voltage	Repetitive Peak Reverse Voltage
UFT40260*	600V	600V
UFT40270*	700V	700V
UFT40280*	800V	800V

*Add Suffix A for Common Anode, D for Doubler

- Ultra Fast Recovery
- 175°C Junction Temperature
- 2 X 200 Amp current rating

Electrical Characteristics

Average forward current per pkg	$I_{F(AV)}$ 400 Amps	$T_C = 120^\circ C$, Square wave, $R_{\theta JC} = 0.12^\circ C/W$
Average forward current per leg	$I_{F(AV)}$ 200 Amps	$T_C = 120^\circ C$, Square wave, $R_{\theta JC} = 0.24^\circ C/W$
Maximum surge current per leg	I_{FSM} 2100 Amps	8.3ms, half sine, $T_J = 175^\circ C$
Max peak forward voltage per leg	V_{FM} 1.35 Volts	$I_{FM} = 200A; T_J = 25^\circ C^*$
Max peak reverse recovery time per leg	t_{rr} 130 nS	$I_F = 1A, V_R = 30V$ di/dt = 25A/uS
Max peak reverse current per leg	I_{RM} 8 mA	$V_{RRM}, T_J = 125^\circ C^*$
Max peak reverse current per leg	I_{RM} 50 uA	$V_{RRM}, T_J = 25^\circ C$
Typical junction capacitance per leg	C_J 400 pF	$V_R = 10V, T_J = 25^\circ C$

*Pulse test: Pulse width 300 usec, Duty cycle 2%

Thermal and Mechanical Characteristics

Storage temp range	T_{STG}	-55°C to 175°C
Operating junction temp range	T_J	-55°C to 175°C
Max thermal resistance per leg	$R_{\theta JC}$	0.24°C/W Junction to case
Max thermal resistance per pkg	$R_{\theta JC}$	0.12°C/W Junction to case
Typical thermal resistance (greased)	$R_{\theta CS}$	0.08°C/W Case to sink
Terminal Torque		35-50 inch pounds
Mounting Base Torque (outside holes)		30-40 inch pounds
Mounting Base Torque (center hole)		8-10 inch pounds
center hole must be torqued first		
Weight		2.8 ounces (75 grams) typical

UFT40260 — UFT40280

Figure 1
Typical Forward Characteristics — Per Leg

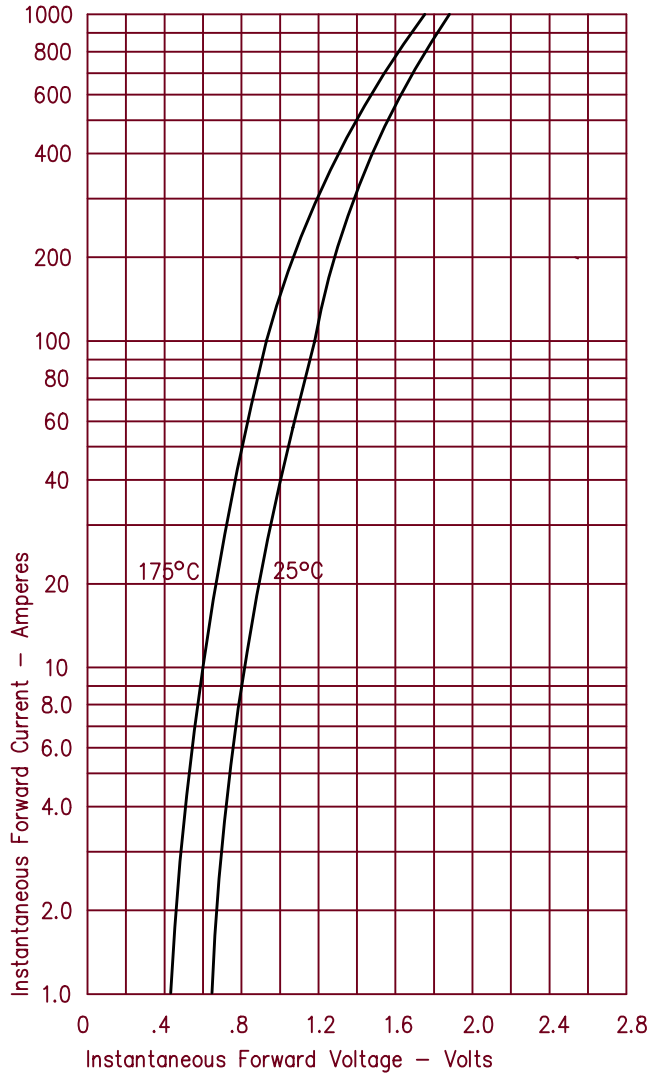


Figure 3
Typical Junction Capacitance — Per Leg

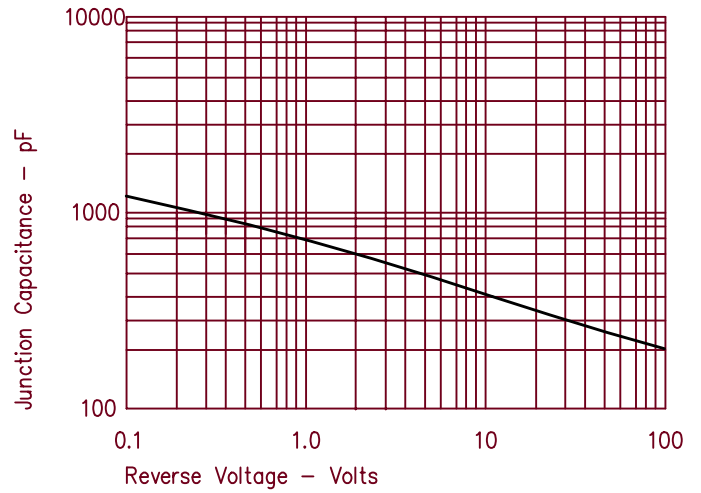


Figure 4
Forward Current Derating — Per Leg

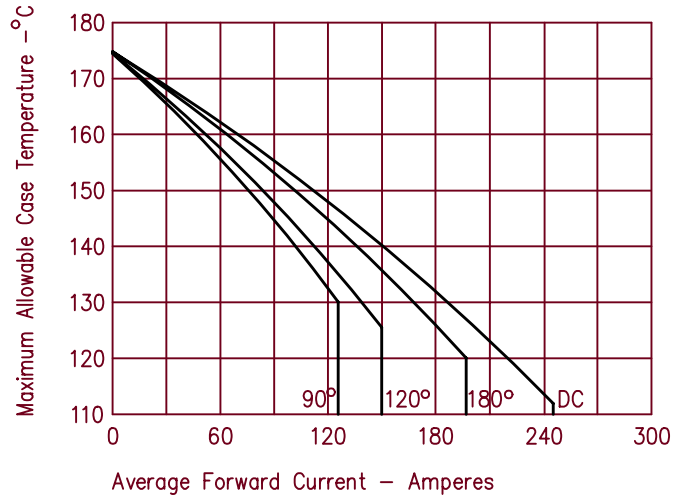


Figure 2
Typical Reverse Characteristics — Per Leg

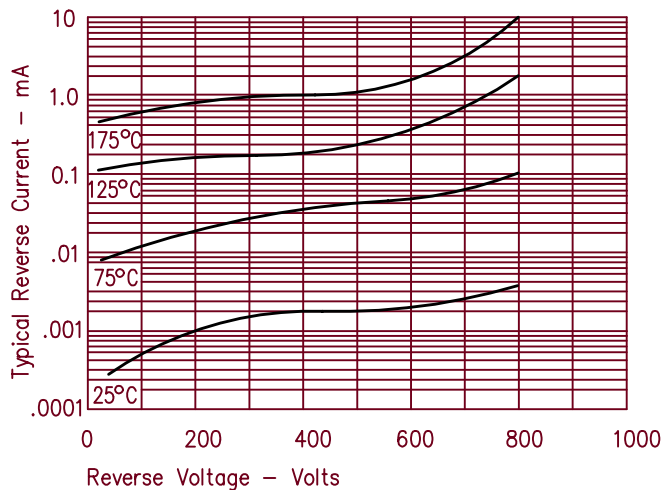


Figure 5
Maximum Forward Power Dissipation — Per Leg

